

APPLICATION OF OPERATION RESEARCH IN BUSINESS INTELLIGENCE

Dr. Pankaj Shrivastava,

Assistant Professor, Mathematics at Patuck Gala College of Commerce and Management
Santacruz (east) Mumbai, Maharashtra.

Abstract: Business intelligence systems combine operational research data with analytical tools to present complex and competitive information to planners and decision makers. The objective is to improve the timeliness and quality of inputs to the decision process. Business Intelligence is used to understand the capabilities available in the firm; the state of the art, trends, and future directions in the markets, the technologies, and the regulatory environment in which the firm competes; and the actions of competitors and the implications of these actions.

The emergence of the data warehouse as a repository, advances in data cleansing, increased capabilities of hardware and software, and the emergence of the web architecture all combine to create a richer business intelligence environment than was available previously.

Although business intelligence systems are widely used in industry, research about them is limited. This paper, in addition to being a tutorial, proposes a BI framework and potential research topics. The framework highlights the importance of unstructured data and discusses the need to develop BI tools for its acquisition, integration, cleanup, search, analysis, and delivery. In addition, this paper explores a matrix for BI data types (structured vs. unstructured) and data sources (internal and external) to guide research.

Keywords: business intelligence, competitive intelligence, unstructured data

Introduction:

Demand for Business Intelligence (BI) applications continues to grow even at a time when demand for most information technology (IT) products is soft [Soejarto, 2003; Whiting, 2003]. Yet, information systems (IS) research in this field is, to put it charitably, sparse.

While the term Business Intelligence is relatively new, computer-based business intelligence systems appeared, in one guise or other, close to forty years ago.¹ BI as a term replaced decision support, executive information systems, and management information systems [Thomsen, 2003]. With each new iteration, capabilities increased as enterprises grew ever-more sophisticated in their computational and analytical needs and as computer hardware and software matured. In this paper BI systems are defined as follows:

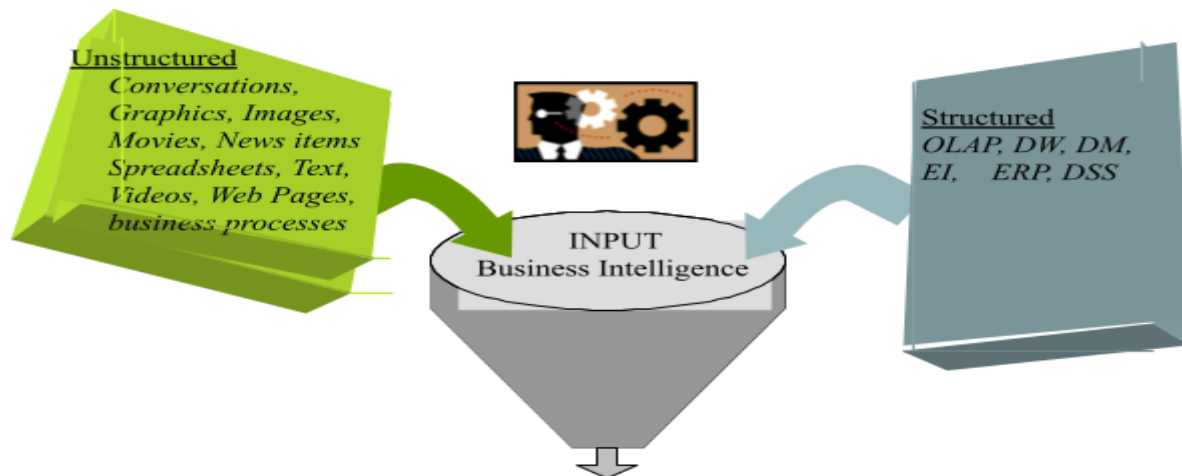
BI systems combine data gathering, data storage, and knowledge management with analytical tools to present complex internal and competitive information to planners and decision makers.

Implicit in this definition is the idea (perhaps the ideal) that business intelligence systems provide actionable information delivered at the right time, at the right location, and in the right form to assist decision makers. The objective is to improve the timeliness and quality of inputs to the decision process, hence facilitating managerial work.

Sometimes business intelligence refers to on-line decision making, that is, instant response. Most of the time, it refers to shrinking the time frame so that the intelligence is still useful to the decision maker when the decision time comes. In all cases, use of business intelligence is viewed as being proactive. Essential components of proactive BI are [Langseth and Vivatrat, 2003]:

- real-time data warehousing,
- data mining,
- automated anomaly and exception detection,
- proactive alerting with automatic recipient determination,
- seamless follow-through workflow,
- automatic learning and refinement,
- geographic information systems (Appendix I)
- data visualization (Appendix II)

Figure 1: shows the variety of information inputs available to provide the intelligence needed in decision making.



where OLAP = On-Line Analytic Processing, DW=Data Warehouse, DM=Data Mining, EIS = Executive Information Systems, and ERP = Enterprise Requirement Planning.

Figure 1: Inputs to Business Intelligence Systems

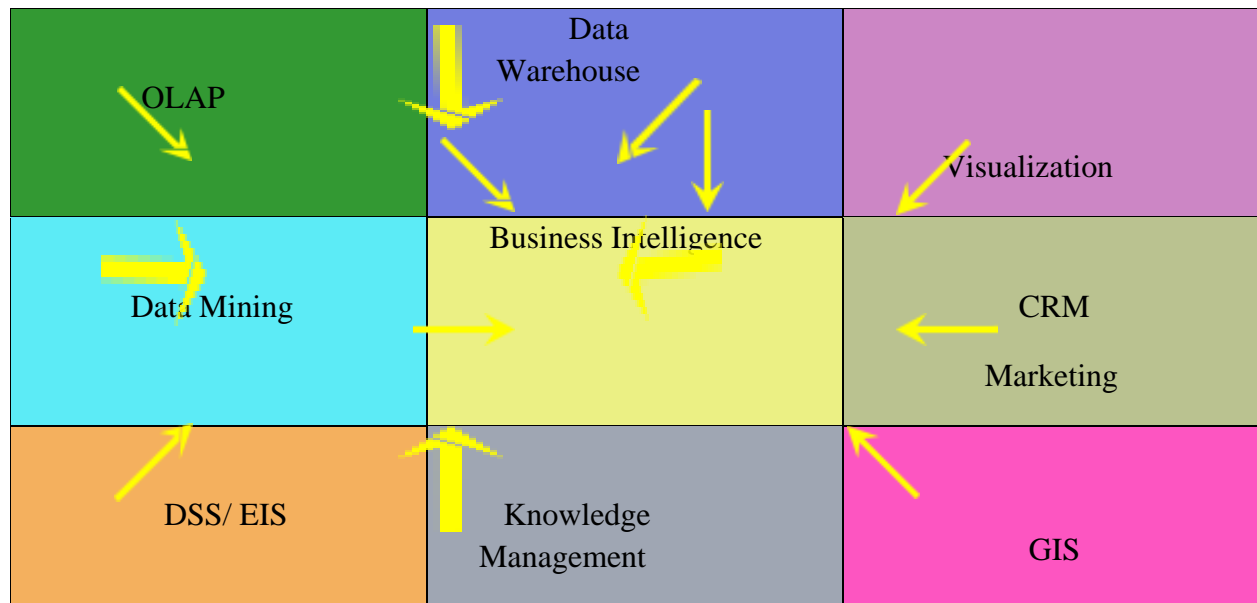
WHAT DOES BI DO?

BI assists in strategic and operational decision making. A Gartner survey ranked the strategic use of BI in the following order [Willen, 2002]:

1. Corporate performance management
2. Optimizing customer relations, monitoring business activity, and traditional decision support
3. Packaged standalone BI applications for specific operations or strategies
4. Management reporting of business intelligence

One implication of this ranking is that merely reporting the performance of a firm and its competitors, which is the strength of many existing software packages, is not enough. A second implication is that too many firms still view business intelligence (like DSS and EIS before it) as an inward-looking function.

Business intelligence is a natural outgrowth of a series of previous systems designed to support decision making. The emergence of the data warehouse as a repository, the advances in data cleansing that lead to a single truth, the greater capabilities of hardware and software, and the boom of Internet technologies that provided the prevalent user interface all combine to create a richer business intelligence environment than was available previously. BI pulls information from many other systems. Figure 2 depicts some of the information systems that are used by BI.



where: OLAP = on-line data processing, CRM=customer relationship management, DSS= decision support systems, GIS = geographic information systems

Figure 2: BI Relation to Other Information Systems.

BI converts data into useful information and, through human analysis, into knowledge. Some of the tasks performed by BI are:

- Creating forecasts based on historical data, past and current performance, and estimates of the direction in which the future will go.
- “What if” analysis of the impacts of changes and alternative scenarios.
- Ad hoc access to the data to answer specific, non-routine questions.
- Strategic insight (e.g., item 3 in Appendix III)

A DATA FRAMEWORK FOR BI STRUCTURED VS. SEMI-STRUCTURED DATA

BI requires analysts to deal with both structured and semi-structured data [Rudin and Cressy, 2003; Moss, 2003]. The term semi-structured data is used for all data that does not fit neatly into relational or flat files, which is called structured data. We use the term semi-structured (Rather than the more common unstructured) to recognize that most data have some structure to it. For example, e-mail is divided into messages and messages are accumulated into file folders.²

A survey indicated that 60% of CIOs and CTOs consider semi-structured data as critical for improving operations and creating new business opportunities [Blumberg and Atre, 2003b].

"We have between 50,000 and 100,000 conversations with our customers daily, and I don't know what was discussed. I can see only the end point – for example, they changed their calling plan. I'm blind to the content of the conversations." Executive at Fortune 500 telecommunications provider [Blumberg and Atre, 2003b].

Semi-structured data is not easily searched using existing tools for conventional data bases [Blumberg and Atre, 2003a]. Yet, analysis and decision making involves using a variety of semi-structured data such as is shown in Table 1.

²Admittedly, the term semi-structured data can mean different things in different contexts. For example, for relational databases it refers to data that can't be stored in rows and columns. This data must, instead, be stored in a BLOB (binary large object) a catch-all data type available in most DBMS software. Dealing with unstructured data requires classification and taxonomy. [Blumberg and Atre, 2003c]

Table 1. Some Examples of Semi-Structured Data:

<ul style="list-style-type: none"> • Business processes • Chats • E-mails • Graphics • Image files 	<ul style="list-style-type: none"> • Letters • Marketing material • Memos • Movies • News items 	<ul style="list-style-type: none"> • Phone conversations • Presentations • Reports • Research • Spreadsheet files 	<ul style="list-style-type: none"> • User group files • Video files • Web pages • White papers • Word processing text
---	--	--	--

Gartner group estimates that 30-40% of white-collar workers time is being spent on managing semi-structured data in 2003, up from 20% in 1997 [Blumberg and Atre, 2003b]. Merrill Lynch, for

example, estimates that more than 85% of all business information exists as semi-structured data [Blumberg and Atre, 2003b]. Furthermore, roughly 15% of the structured data are commonly captured in spreadsheets, which are not included in structured data base architectures. [Blumberg and Atre, 2003b].

While data warehouses, ERP, CRM, and databases mostly deal with structured data from data bases, the voluminous semi-structured data within organizations is left behind. Blumberg and Atre [2003b] posit that managing semi-structured data persists as one of the major unsolved problems in the IT industry despite the extensive vendor efforts to create increasingly sophisticated document management software.

Framework:

Figure 3 shows a framework that integrates the structured and semi-structured data required for Business Intelligence.

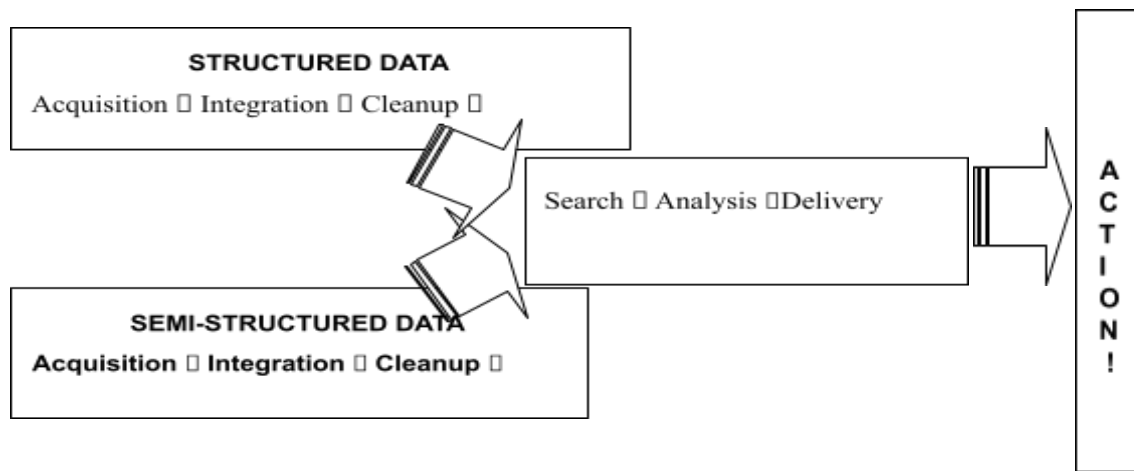


Figure 3. Business Intelligence Data Framework

One implication of the BI framework is that semi-structured data are equally important, if not more, as structured data for taking action by planners and decision makers. A second implication is that the process of acquisition, cleanup, and integration applies for both structured and semi- structured data.

To create business intelligence information, the integrated data are searched, analyzed, and delivered to the decision maker. In the case of structured data, analysts use Enterprise Resource Planning (ERP) systems, extract-transform-load (ETL) tools, data warehouses (DW), data-mining tools, and on-line analytical processing tools (OLAP). But a different and less sophisticated set of analytic tools is currently required to deal with semi-structured data.

DATA TYPE/SOURCE MATRIX:

Structured and semi-structured data types can be further segmented by looking at the internal and external data sources of the organization. These two dimensions – data type and data source – are illustrated in Figure 4.

SOURCE TYPE	INTERNAL	EXTERNAL
STRUCTURED	ERP	CRM
SEMI-STRUCTURED	BUSINESS PROCESSES	NEWS ITEMS

Figure 4. BI Data Type/Source Matrix with Examples

The transition between structured and semi-structured data types and between internal and external data sources is not defined sharply. For example, semi-structured data from e-mail and Web sites deal with both internal and external data sources— intranets and extranets for Web sites. Nevertheless, this matrix is useful to guide research and to view the available analytic tools for BI. For example, ERP systems capture operational (internal) data in a structured format, whereas, CRM focuses on customer (external) information. On the other hand, semi-structured data is captured in business processes and news items, among other documents. For the purpose of this paper, business processes and news items are used to represent internal and external data sources, respectively.

DATA SOURCES AND ARCHITECTURE BI FOR THE MASSES:

Established analytic practice for BI typically involves a solitary user exploring data in what is usually a one-off experience [Russom, 2003]. Specialists performing analyses in a staff position for senior management can, and often do, create a sub-optimized BI solution. Because decisions are made at many organizational levels, not just the executive level, a new class of analytic tools is emerging that serves a much broader population within the firm. These new tools are referred to as “BI for the masses”. BI for the masses is about providing reporting and analysis capability at all levels of the organization. For example, firms are rolling out tools such as data mining designed for use by non-specialists [McNight 2003].

The challenges of accomplishing BI for the masses are:

- easy creation and consumption of reports,
- secure delivery of the information, and
- friendly user interface, such as Internet browsers

Deployment of BI tools to many staff members indicates that organizations are ready to expand BI to all levels. For example, BusinessObjects deployed its BI tools to 70,000 users at France Telecom, 50,000 users at US Military Health System, and to several other firms at the 20,000 user level range [Schauer, 2003].

DATA VOLUME CONSIDERATIONS:

By the end of 2001, the public Internet was the source of fully half the information used by workers – in excess of 3 billion documents, 80% of which is semi-structured data [Blumberg and Atre, 2003a]. Google.com estimates the Net is doubling in size every eight months. IDC, a marketing research firm, reported that 31 billion e-mail messages were sent worldwide during 2002, with a prediction to double by 2006, exceeding 60 billion messages [Blumberg and Atre, 2003a]. More than 2 billion new Web pages were created since 1995, with an additional 200 million new pages being added every month [IDC, as reported in Blumberg and Atre, 2003b]. BI analysts who fail to integrate semi-structured data do so at their own peril. The sheer volume of semi-structured data is daunting, “The only thing worse than having too little data is having too much of it” [Darrow, 2003].

ARCHITECTURE CONSIDERATIONS:

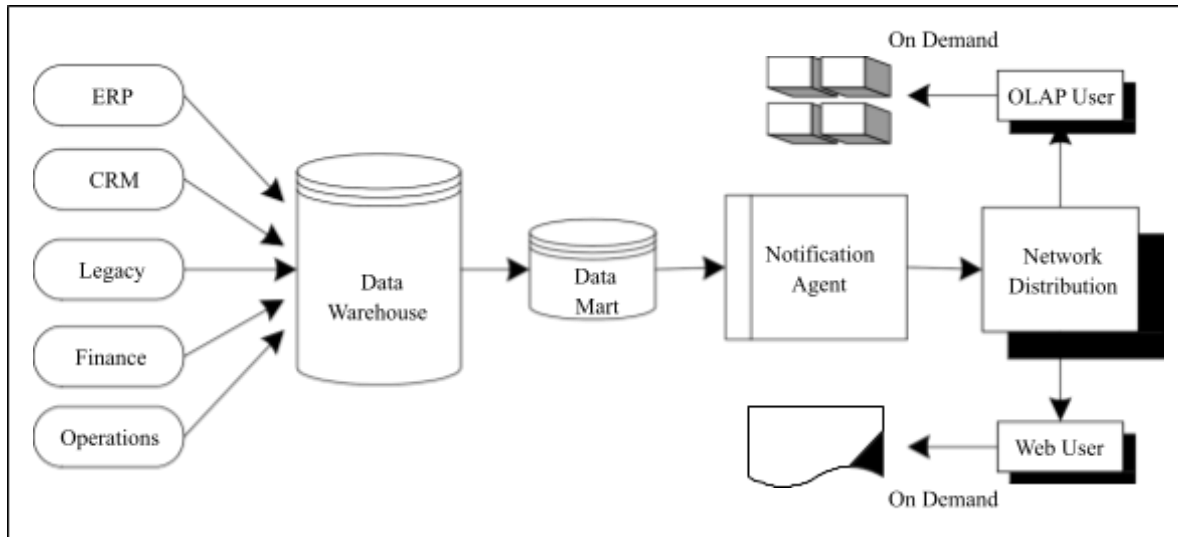
Since it must deal with both structured and semi-structured data simultaneously, BI’s data architecture is business rather than technically oriented. While technical data architectures focus on hardware, middleware, and DBMSs, BI data architecture focuses on standards, metadata, business rules, and policies [Moss, 2003]. An example of structured and unstructured metadata is shown in Table 2.

Table 2. A Metadata Example for Structured and Semi-structured Data:

	Focus	Derivation	Administration
Business (Mostly semi-structured)	What does it mean? Is it relevant? What decisions can I make?	How was it calculated? Are the sources reliable? What business rules were applied?	What training is available? How fresh is the data? Can I integrate it?
Technical (Mostly structured)	Format Length Domain Database	Filters Aggregates Calculations Expressions	Capacity planning Space allocation Indexing Disk utilization

ARCHITECTURE FOR STRUCTURED DATA:

Typical BI architecture for structured data centers on a data warehouse. The data are extracted from operational systems and distributed using Internet browser technologies (Figure 5). The specific data needed for BI are downloaded to a data mart used by planners and executives. Outputs are acquired from routine push of data from the data mart and from response to inquiries from Web users and OLAP analysts. The outputs can take several forms including exception reports, routine reports, and responses to specific request. The outputs are sent whenever parameters are outside pre-specified bounds.

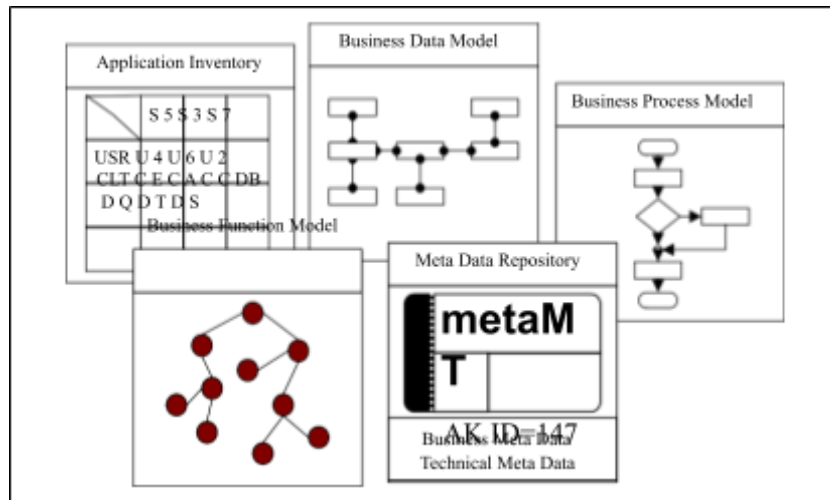


Adapted from DM Review

Figure 5. Typical BI Architecture for Structured Data

ARCHITECTURE FOR SEMI-STRUCTURED DATA:

BI architecture for semi-structured data (Figure 6) includes business function model, business process model, business data model, application inventory, and meta data repository [Moss, 2003].



Adapted from Moss [2003]

Figure 6. BI Architecture for Semi-structured Data

Table 3. Describes the five components.

Table 3. Architecture Components for Semi-Structured Model

Business function model	Hierarchical decomposition of organization's business	Shows what organization does
Business process model	Processes implemented for business functions	Shows how organization performs its business functions
Business data model	Depicts the data objects, the relationships connecting these objects based on actual business activities, the data elements stored about these objects, and the business rules governing these objects;	Shows what data describes the organization.
Application inventory	Accounting of the physical implementation components of business functions, business processes, and business data	Shows where the architectural pieces reside.
Metadata repository:	Descriptive detail of the business models	Supports metadata capture and usage

³ Examples include time saved in creating and distributing reports, operating efficiencies, ability to retain customers' Efficiencies can include savings in other departments.

⁴ Data on time spent looking for BI was not found. However, the magnitude of expenditures is implied by data on Internet search in general. Office workers in 2002 spent an average of 9.5 hours each week searching, gathering and analyzing information, and nearly 60 percent of that time, (5.5 hours a week), was spent on the Internet. The average annual cost of per worker was \$13,182 [Blumberg and Atre, 2003].

RETURN ON INVESTMENT:

BI projects are not exempt from the increasing pressure in firms to justify return on IT investments. Surveys show that Return on Investment (ROI) for BI installations can be substantial. An IDC study on the financial impact of business analytics, using 43 North American and European organizations indicated a median five-year ROI of 112% from an investment of \$2 million [Morris, 2003]. Return ranged from 17% to 2000% with an average ROI of 457%. However, BI budget and ROI were not found to be correlated. [Morris, 2003; Darrow, 2003].

The challenge comes in trying to assess ROI prior to installation. Computing anticipated return on investment for business intelligence is a difficult problem. Like most information systems, BI up- front costs are high as is upkeep. Unfortunately, although reductions in information systems costs from efficiencies³ can be forecasted, the efficiency savings are only a small portion of the payoff (Appendix III). It would be rare for a BI system to pay for itself strictly through cost reductions.

COSTS:

Most firms today do use some form of business intelligence, although only a few operate complete BI systems. To simplify the cost discussion, consider a firm starting from scratch. Putting a BI system in place includes:

Hardware costs. These costs depend on what is already installed. If a data warehouse is in use, then the principal hardware needed is a data mart specifically for BI and, perhaps, an upgrade for the data warehouse. However, other hardware may be required such as an intranet (and extranet) to transmit data to the user community.

Software costs. Typical BI packages can cost \$60,000. Subscriptions to various data services also need to be taken into account. For example, firms in the retail industry buy scanner data to ascertain how demand for their products and competing products responds to special offers, new introductions, and other day-to-day changes in the marketplace (Appendix IV).

Implementation costs. Once the hardware and software are acquired, a large one-time expense is implementation, including initial training. Training is also an ongoing cost as new people are brought in to use the system and as the system is upgraded. In addition, annual software maintenance contracts typically run 15% of the purchase costs.

Personnel costs. Personnel costs for people assigned to perform BI and for IT support personnel, need to be fully considered to take into account salary and overhead, space, computing equipment, and other infrastructure for individuals. A sophisticated cost analysis also takes into account the time spent reading BI output and the time spent searching the Internet and other sources for BI⁴.

BENEFITS:

Most BI benefits are intangible before the fact. An empirical study for 50 Finnish companies found most companies do not consider cost or time savings as primary benefit when investing in BI systems [Hannula and Pirttimaki, 2003]. The hope is that a good BI system will lead to a big bang return at some time in the future. However, it is not possible to forecast big bangs because they are serendipitous and infrequent.

COMPETITIVE ANALYSIS:

“Next to knowing all about your own business, the best thing to know about is the other fellow’s business.” John D. Rockefeller [Amazon, 2003]

Competitive intelligence (CI) is a specialized branch of Business Intelligence. It is “no more sinister than keeping your eye on the other guy albeit secretly” [Imhoff, 2003]. The Society of Competitive Intelligence Professionals (SCIP) defines CI as follows [SCIP, 2003]:

Competitive Intelligence is a systematic and ethical program for gathering, analyzing and managing external information that can affect your company’s plans, decisions and operations.

In other words, CI is the process of ensuring your competitiveness in the marketplace through a greater understanding of your competitors and the overall competitive environment. “You can use whatever you find in the public domain to ensure that you will not be surprised by your competitors.” [Imhoff, 2003].

CI is not as difficult as it sounds. Much of what is obtained comes from sources available to everyone, including [Imhoff, 2003]:

- government websites and reports
- online databases, interviews or surveys,
- special interest groups (such as academics, trade associations, and consumer groups),
- private sector sources (such as competitors, suppliers, distributors, customer) or
- media (journals, wire services, newspapers, and financial reports).

The challenge with CI is not the lack of information, but the ability to differentiate useful CI from chatter or even disinformation.

Of course, once a firm starts practicing competitive intelligence, the next stage is to introduce countermeasures to protect itself from the CI of competitor firms. The game of measure, countermeasure, counter-countermeasure, and so on to counter to the nth measure is played in industry just as it is in politics and in international competition.

Appendix IV presents examples of competitive analysis.

CURRICULUM OFFERINGS:

BI is being taught at the university level in only a few schools (Table 4) A search of a number of current DSS books found only three (Moss and Atre [2003], Power [2002], Turban and Aronson [2001]) that even mentioned BI.

Table 4. Representative Universities Teaching BI:

University Name	Course Description
University of Technology Sydney, Australia	Two BI courses in its e-Business masters: Business Intelligence 1: Advanced analysis (#22797) and Business Intelligence 2: Advanced planning (#22783).
Northwestern Polytechnic University, UK	1 course in MBA program
Tilburg University, Netherlands	1 course
Claremont Graduate University	Included as half of a course in executive MBA program.
Univ. of California at Irvine	1 course covering Business Intelligence and Knowledge Management at the graduate and one at the undergraduate level.

RESEARCH ISSUES:

In the academic IS literature, few articles deal with BI or CI. The current references found are shown in Table 5. Of the ten listed in the table, eight deal with competitive intelligence. One of the eight [Rouibah and Old-Ali, 2002] contains BI in its title but is really about CI.

Table 5. Some Academic Articles on BI and CI:

Cody et. al. [2002]	Rouach and Santi [2001]	Vedder and Guynes [2002]
Hall [2000]	Rouibah and Ould-ali [2002]	Weir [2000]
Markus and Lee [2000]	Teo and Choo [2001]	Wiggins [2001]
Powell and Bradford [2002]		

Thus, although the vendors are pushing BI, and trade magazines such as *Intelligent Enterprise* and *DM Review* write intensively about it, business intelligence seems to have flown under the radar in academia.

Clearly, a lot of research opportunities exist in this field. Here are a few:

- Managing semi-structured information. Little research is reported on this topic in the IS literature. Topics include (1) searching semi-structured data, (2) classification and taxonomy for semi-structured data, and (3) measuring the levels of subjective values such as severity or sentiment in documents (e.g., a customer letter not pleased with company service.)
- Managing documents: integrating document management with analytic tools. Many service organizations, including lawyers, insurance companies, consulting firms, and government agencies produce document as their primary product [Sprague, 1995]. “Document management is an expanded form of information management” [Sprague, 1995, pp. 31]. Document management, while widely used in industry to deal with parts of the semi-structured problem, is almost neglected in the IS literature, although discussed in the Computer Science literature. Since Sprague’s seminal article [Sprague,1995] appeared in MIS Quarterly, little has been published on the subject in IS journals. A number of the published articles are shown in Table 5.
- Achieving real-time enterprise BI: How is real-time BI achieved? What types of decisions require real-time BI? What are the appropriate infrastructures for real time BI?
- Training knowledge workers for BI: Training in skills needed to deliver “BI for the masses”. Closing the gap between available data and available resources (people) for analysis.
- Building BI architecture: BI architecture considerations for business use.
- Establishing security: The security of mission-critical corporate intelligence systems [Boncella, 2003]
- Designing scalable systems: The scalability of Web-based systems when large volumes of BI information are exchanged between databases and Web clients [Cody, 2002].
- Integrating BI systems with IT: The integration of BI systems with corporate mainstream IT.
- Interaction with business performance⁵: Measuring the impact of BI on business performance.
- BI for the masses: What are the benefits and costs associated with providing BI capabilities to large numbers of professionals in a firm?

This list is indicative of the many research problems that need to be addressed. Many involve taking existing work and expanding it into the BI realm.

Table 5. Academic Articles on Document Management:

Chin, A.G. (ed.) [2001]	Raynes, M. [2002]
Boncella, R. [2003]	Woojong, S. L. Heeseok [2001]
Balasubramanian, V. and A. Bashian [1998]	Zantout, H. F. Marir [1999]
Floyd, R.E. [2003]	

MARKETS, CUSTOMERS AND VENDORS:

The size of the business intelligence market can be seen from the published forecasts. For example, AMR research estimates the current BI market at \$6 billion with projection to reach \$12 billion by 2006 [Darrow, 2003].

Customers are asking their BI vendors for “the ability to support improved operational decision making – not just deliver analytic and reporting bells and whistles” [Kestelyn, 2003]. The business of analytic vendors is to get customers out of the business of searching for data and move them into doing more analysis [Blumberg and Atre, 2003a].

The traditional custom design, build, and integrate model for BI systems is lengthy (at least six months) and costly (\$2-3 million) [Rudin and Cressy, 2003]. Therefore, many firms opt for pre-built analytic applications to achieve lower total cost of ownership, quicker implementation, rapid return on investment, while still obtaining underlying structure for performance, scalability, and flexibility [Rudin and Cressy, 2003].

Gartner research found the number of firms that plan to manage their BI integration internally dropping from 49% in 2001 to 37% in 2002 [Soejarto, 2003]. A study by IDC on OLAP investment over 5-years indicated a \$2.1 million investment in building OLAP solutions in-house resulted in 104% ROI [Morris, 2003]. The same study indicated a \$1.8 million investment in buying pre-built OLAP solutions resulted in 140% ROI, implying that BI solutions cost less and bring higher ROI [Morris, 2003].

Intelligent Enterprise’s study for the 2003 editor’s choice award for BI identified 12 firms to watch in 2003 including Adaytum, Brio Software, Cognos, Crystal Decisions, E.Intelligence, Fair Issac & Co., Hyperion Solutions, Information Builders, MicroStrategy, ProClarity, Siebel Systems, and Spotfire [Kestelyn, 2003]. The study also named 12 vendors as most influential in the overall category including Teradata, SAS, IBM, OutlookSoft, Business Objects, Microsoft, Manhattan Associates, PeopleSoft, Oracle, Ilog, Insight Software, and Open Source/Linux [Stodder, 2003].

MANAGERIAL QUESTIONS:

1. Is business intelligence an oxymoron? A shorthand for cloak and dagger spying on competitors and government? An important, legitimate activity?

Despite its name, business intelligence is about trying to understand your own position, your customers, and your competitors. While it is neither ethical nor legal to spy on competitors, competitive intelligence is an important part of a firm's planning and operational decision making to understand its competition.

2. *What is new about today's business intelligence compared to previous systems?*

Business intelligence is a natural outgrowth of a series of previous systems designed to support decision making. The emergence of the data warehouse as a repository, the advances in data cleansing that lead to a single truth, the greater capabilities of hardware and software, and the boom of Internet technologies that provided the prevalent user interface all combine to create a richer business intelligence environment than was available previously

3. *What types of business intelligence are there?*

Business Intelligence is used to understand the capabilities available in the firm: the state of the art, trends, and future directions in the markets, the technologies, and the regulatory environment in which the firm competes; and the actions of competitors and the implications of these actions.

4. *What will you be able to do if you invest in BI?*

Business Intelligence systems present complex corporate and competitive information to planners and decision makers. The objective is to improve the timeliness and quality of the input to the decision process.

⁵ *"Business Performance Management brings new levels of corporate accountability, financial rigor, and tangible value creation to all functions, departments and units in a distributed global organization. It is driven by the imperative to synchronize and align internal and external constituencies with company strategies and business objectives through real-time availability and continuous exchange of relevant and essential financial, transactional and operational information."* [BPM Forum, 2003].

5. *Who uses BI?*

Business intelligence is used by decision makers throughout the firm. At senior managerial levels, it is the input to strategic and tactical decisions. At lower managerial levels, it helps individuals to do their day-to-day job. In some firms, business intelligence capabilities are rolled out to most of its professionals (i.e., ‘BI for the masses’)

6. *How do you gather and transfer BI?*

Business intelligence is a form of knowledge. The techniques used in knowledge management for generating and transferring knowledge [Davenport and Prusak, 1998] apply. Some knowledge is bought (e.g., scanner data in the food industry) while other knowledge is created by analysis of internal and public data. Knowledge transfer often involves disseminating intelligence information to many people in the firm. For example, salespeople need to know market conditions, competitor offerings, and special offerings.

7. *Do you need a separate organization for it?*

Most medium and large firms assign people, often full time, to plan and to monitor competitor action. These people are the ones who form the core groups for business intelligence initiatives. Whether they are centralized or scattered through strategic business units (SBUs) is a matter of organizational style.

8. *What technologies are available?*

Most of the technologies needed for business intelligence serve multiple purposes. For example, the World Wide Web is used for both knowledge generation and knowledge transfer. However, specialized software for doing analysis is the heart of business intelligence. This software is an outgrowth of the software used for decision support and executive information systems in the past.

CONCLUSIONS:

The term Business Intelligence may turn out to be a fad. However, the underlying concepts, using information technology to deliver actionable information for decision makers, are essential for managing today’s global businesses. BI uses both structured and semi-structured data. The former is much easier to search but the latter contains the information needed for analysis and decision making.

For structured data, many BI tools exist for acquisition, integration, cleanup, search, analysis, and delivery. Further work is needed, however, to integrate these tools and to provide actionable information. BI tools for semi-structured data, on the other hand, are not yet mature. However, significant work is being done in industry to deal with semi-structured data (Kontzer, 2004; MacIntyer, 2004). Current trends and topics about unstructured information management can be found at <http://www.unstruct.org>, among others.

This paper develops a BI framework and identifies potential research areas. The BI framework highlights the importance of semi-structured data to support informed action by decision makers. In addition this paper explored a matrix for BI data types (structured vs. semi-structured) and data sources (internal vs. external) to guide research.

The development of analytical tools to integrate structured and semi-structured data can benefit from attention by researchers. The BI market is growing, and the proportion of semi-structured data used in daily decisions is growing. Exploring the underlying issues and the development of information technology that provide intelligence to business therefore is a fertile area for research.

REFERENCES:

- Amazon (2003) <http://www.amazon.com/exec/obidos/tg/detail/-/006661984X/103-6720391-8048656? v=glance&vi=reviews>. *Current* 9/25/2003.
- Balasubramanian, V. and A. Bashian (1998) “Document Management and Web Technologies: Alice Marries the Mad Hatter”,
- Blumberg, R. and S. Atre (2003a) “More than Search”, *DM Review*, (13)3, pp. 42-47.
- Blumberg, R. and S. Atre (2003b) “The Problem with Unstructured Data”, *DM Review*, <http://dmreview.com/master.cfm?NavID=55&EdID=6287> (current Sept. 12, 2003).
- Blumberg, R. and S. Atre (2003c) “Automatic Classification: Moving to the Mainstream,” *DM Review*, <http://dmreview.com/master.cfm? NavID=55 &EdID=6501> (current Sept. 12, 2003).
- Boncella, R. (2003) “Competitive Intelligence and the Web”, *Communications of AIS*, (12) 21, September
- [BPM Forum \(2003\). http://www.bpmforum.org/about.htm](http://www.bpmforum.org/about.htm). *Current* 09/25/2003.
- Chin, A.G. (ed.) (2001) *Text Databases and Document Management: Theory and Practice*, Hershey, PA: Idea Group Publishing.
- Cody, W.F. et al. (2002) “The Integration of Business Intelligence and Knowledge Management”, *IBM Systems Journal*, (41)4, pp. 697-713.
- Darrow, B. (Feb. 3, 2003) “Making The Right Choice—Solution Providers are Evaluating a Plethora of Options as they Puzzle over the Future of Business Intelligence”, *Computer Reseller News*, pp. 16.
- Davenport, T.H. and L. Prusak (1998) *Working Knowledge: How Organizations Manage What They Know* Boston, MA: Harvard Business School Press.

- Floyd, R.E. (2003) "Text Databases and Document Management: Theory and Practice", *IEEE Transactions on Professional Communication*, 46(2), pp. 147.
- Greenbaum, J. (2003) "The Paradox of ROI," *Intelligent Enterprise*, (5)18, pp. 60-62.
- Hall, H. (2000) "Online Information Sources: Tools of Business Intelligence?" *Journal of Information Science*, (26)3, pp. 139.
- Hannula, M. and V. Pirttimaki (2003) "Business Intelligence Empirical Study on the Top 50 Finnish Companies", *Journal of American Academy of Business*, (2)2, pp. 593-601.
- Hoblitzell, T. (2003) "Implementing Best Practices to Drive ROI", *DM Review*, Vol. 13(1), pp. 14, 59.
- Houdeshel, G. and H.J. Watson (1987) "The Management Information and Decision Support Systems (MIDS) at Lockheed-Georgia" *MIS Quarterly*, (11)1, pp. 127-141.
- Imhoff, C. (2003) "Keep your Friends Close, and your Enemies Closer," *DM Review*, (13)4, pp. 36-37, 71.
- Kestelyn, J. (2003) "Intelligence", *Intelligent Enterprise*, (6)2, pp. 30
- Kontzer, T. (2004). "Companies are choking on information employees create. And a spate of vendor mergers has yet to deliver tools to deal with the problem." *InformationWeek*, <http://www.informationweek.com/story/showArticle.jhtml?articleID=17301874>. Current Jan. 19, 2004.
- Langseth, J. and N. Vivatrat (2003) "Why Proactive Business Intelligence is a Hallmark of the Real-Time Enterprise: Outward Bound," *Intelligent Enterprise*, (5)18, pp. 34-41.
- Lavelle, L. (Nov. 2001) "The Case of the Corporate Spy in a Recession: Competitive Intelligence can Pay Off Big", *Business Week*, (56)26.
- MacIntyre, B. (2004). "Information Technology Challenges Keep Rising." *The Business Journal of Portland*, Jan. 23, 2004. <http://portland.bizjournals.com/portland/stories/2004/02/23/focus8.html>
- Markus, M.L. and A. Lee (2000) "Using Qualitative, Interpretive, and Case Methods to Study Information Technology", *MIS Quarterly*, (24)1, pp. 1-2.
- McKnight, W. (2003) "Bringing data mining to the front line, part 2," *DM Review*, 13(1), pp. 50. Moores, L. (2003) "WebQL Harvests Competitive Prices for Illuminet" *DM Review*, <http://dmreview.com/master.cfm?NavID=55&EdID=5360> (Current Sept. 18, 2003).

Morris, H. (2003) “The Financial Impact of Business Analytics: Build vs. Buy”, *DM Review*, (13)1, pp. 40-41.

Moss, L.T. (2003) “Nontechnical Infrastructure of BI Applications”, *DM Review*, (13)1, pp. 42-45.

Moss, L.T. and S. Atre (2003) *Business Intelligence Roadmap: The Complete Project Lifecycle for Decision-Support Applications*, Boston, MA: Addison-Wesley.

Powell, J.H. and J.P. Bradford (2000) “Targeting Intelligence Gathering in a Dynamic Competitive Environment”, *International Journal of Information Management*, (20)3, pp. 181.

Power, D.J. (2002) *Decisions Support Systems: Concepts and Resources for Managers*, Westport, CT: Quorum Books.

Power, D. J. (2004) <http://dssresources.com/history/dsshhistory.html>

Raynes, M. (2002) “Document Management: is the Time Now Right?” *Work Study*, 51(6/7), pp.303.

Rouach, D. and P. Santi (2001) “Competitive Intelligence Adds Value: Five Intelligence Attitudes”, *European Management Journal*, (19)5, pp. 552.

Rouibah, K. and S. Ould-ali (2002) “Puzzle: A Concept and Prototype for Linking Business Intelligence to Business Strategy” *The Journal of Strategic Information Systems*, (11)2, pp. 133-152.

Rudin, K. and D. Cressy (2003) “Will the Real Analytic Application Please Stand Up?” *DM Review*, (13)3, pp. 30-34.

Russom, P. (2003) “Decision Support: Two Heads are Better than One”, *Intelligent Enterprise*, Vol. 6 (2), pp. 14-16.

Schauer, V. (2003) “Business Objects”, *DM Review*, vol. 13(1), pp. 34-36. SCIP(2003) <http://www.scip.org/ci/>

Smith, M. (2002) “Business Process Intelligence – BI and Business Process Management Technologies are Converging to Create Value Beyond the Sum of their Parts”, *Intelligent Enterprise*, Dec. 5, 2002, pp. 26. [LexisNexis Academic].

Soejarto, A. (Mar. 20, 2003) “Tough Times Call for Business Intelligence Services, an Indisputable Area of Growth”, <http://vb.channelsupersearch.com/news/var/40682.asp> or www.VarBusiness.com (current May 5, 2003).

Sprague, R.H. (1995) “Electronic Document Management: Challenges and Opportunities for Information Systems Managers” *MIS Quarterly*, March 1995, pp. 29-49.

Stodder, D. (2003) “Enabling the Intelligent Enterprise: The 2003 Editors’ Choice Awards”, *Intelligent Enterprise*, (6)2, pp. 22-33.

Tegarden, D.P. (1999) “Business Information Visualization” *Communications of the Association for Information Systems* (1)4, <http://cais.isworld.org/articles/1-4/default.asp> (current May 15, 2003).

Teo, T. and W.Y. Choo (2001) “Assessing the Impact of Using the Internet for Competitive Intelligence”, *Information & Management*, (39)1, pp. 67.

Thomsen, E. (2003) “BI’s Promised Land”, *Intelligent Enterprise*, (6)4, pp. 21-25.

Vedder, R.G. and S.C. Guynes (2002) “CIOs Perspectives on Competitive Intelligence”, *Information Systems Management*, (19)4, pp. 49.

Weir, J. (2000) “A Web/Business Intelligence Solution”, *Information Systems Management*, (Winter) pp. 41-46.

Whiting, R. (Jan. 13, 2003) “Look Within—Business-Intelligence Tools have a New Mission: Evaluating All Aspects of a Company’s Business”, *InformationWeek*, pp. 32.

Wiggins, B. (2001) "The Intelligent Enterprise Butler - Competitive Use of Intelligence in Business", *International Journal of Information Management*, (21)5, pp. 397.

Willen, C. (Jan. 14, 2002) “Airborne Opportunities”, *Intelligent Enterprise*, (5)2, pp. 11-12.
Woojong, S. and L. Heeseok (2001) “Hypermedia Document Management: A Metadata and Meta-Information System”, *Journal of Database Management*, 12(2), pp. 25-36.