

## **Integrated Predictive Algorithms for Diabetes Diagnosis and Management**

Name - Harshit Jain

Department of Electronics & Telecommunications

College - Dwarkadas JivanlalSanghvi College of Engineering, Mumbai

### **ABSTRACT**

Diabetes is a prevalent chronic metabolic disorder that requires accurate diagnosis and effective management for optimal patient outcomes. Integrated predictive algorithms, which combine various data sources and machine learning techniques, have emerged as valuable tools for enhancing diabetes diagnosis and personalized treatment planning. This paper provides an overview of integrated predictive algorithms in diabetes diagnosis and management, highlighting their potential to improve patient care. These algorithms integrate diverse data sources, including clinical data, genetic information, lifestyle factors, and real-time monitoring data, to develop comprehensive models for accurate diagnosis and personalized treatment plans. Machine learning techniques such as logistic regression, decision trees, support vector machines, neural networks, and ensemble methods are employed to address different aspects of diabetes care, including early detection, risk stratification, treatment optimization, and prediction of complications.

### **INTRODUCTION**

Diabetes is a chronic metabolic disorder characterized by elevated blood glucose levels, resulting from either inadequate insulin production or impaired insulin action. It affects a significant portion of the global population and is associated with numerous complications if not properly managed. Early diagnosis and effective management of diabetes are essential for preventing complications and improving patient outcomes.

In recent years, the field of healthcare has witnessed significant advancements in predictive analytics and machine learning techniques, which offer great potential for enhancing diabetes diagnosis and management. Integrated predictive algorithms that combine multiple data sources and leverage various machine learning models have emerged as valuable tools for accurate diagnosis and personalized treatment planning.

The objective of this paper is to provide an overview of the integrated predictive algorithms employed in diabetes diagnosis and management. We will explore the integration of various data sources, such as clinical data, genetic information, lifestyle factors, and real-time monitoring data, to develop comprehensive models that facilitate accurate diagnosis and personalized treatment plans. (Naz, H., & Ahuja, S,2022).

The integrated predictive algorithms encompass a range of machine learning techniques, including but not limited to logistic regression, decision trees, support vector machines, neural networks, and ensemble methods. These algorithms leverage the strengths of each model to address different aspects of diabetes care, such as early detection, risk stratification, treatment optimization, and prediction of complications.

Moreover, the integration of predictive algorithms with electronic health records (EHR) systems enables seamless integration into clinical workflows and facilitates real-time decision support for healthcare professionals. By providing actionable insights, these algorithms aid in timely interventions and adjustments to treatment plans, thereby improving patient outcomes and reducing the burden on healthcare systems.

Additionally, the paper will discuss the importance of interpretability and transparency in the integrated predictive algorithms. It is essential to develop models that not only provide accurate predictions but also offer explanations for their predictions, allowing healthcare professionals to understand the reasoning behind the algorithm's recommendations. we will highlight the challenges and limitations associated with the integration of predictive algorithms in diabetes diagnosis and management, including data quality and availability, model interpretability, and the need for robust validation in diverse patient populations. By leveraging multiple data sources and advanced machine learning models, these algorithms offer personalized insights, early detection, and optimized treatment plans. However, further research and validation are required to address the challenges and ensure the widespread adoption of integrated predictive algorithms in clinical practice.(Parikh, R. B et al 2016).

### **SIGNIFICANCE OF THE STUDY**

The significance of the study on integrated predictive algorithms for diabetes diagnosis and management lies in its potential to revolutionize diabetes care and improve patient outcomes.

---

By combining diverse data sources and advanced machine learning techniques, these algorithms offer several key benefits. The study addresses the critical need for accurate and early diagnosis of diabetes. Integrated predictive algorithms can leverage a wide range of data, including clinical information, genetic markers, lifestyle factors, and real-time monitoring data, to identify individuals at risk of developing diabetes at an early stage. This enables timely interventions, lifestyle modifications, and preventive measures to delay or even prevent the onset of diabetes. By analyzing individual patient data, including medical history, treatment responses, and lifestyle factors, these algorithms can generate tailored treatment recommendations. This personalized approach can lead to improved treatment outcomes, better glycemic control, and reduced risk of complications. Additionally, integrated predictive algorithms enable risk stratification, identifying patients at higher risk of developing complications associated with diabetes. By analyzing longitudinal data and identifying relevant risk factors, these algorithms can assist healthcare professionals in allocating resources and implementing targeted interventions for high-risk individuals. This can lead to better resource utilization, cost savings, and improved patient management. The integration of predictive algorithms into clinical workflows and electronic health records (EHR) systems streamlines the decision-making process for healthcare professionals. Real-time decision support based on predictive models can assist in treatment selection, medication adjustments, and monitoring strategies. This integration improves the efficiency of diabetes management, reduces errors, and enhances patient safety. (Perveen S et al, 2016).

### **Diabetes Diagnosis**

Diabetes diagnosis refers to the process of identifying and confirming the presence of diabetes in an individual. It involves the assessment of various clinical indicators, symptoms, and laboratory tests to determine the individual's blood glucose levels and insulin function. The accurate and timely diagnosis of diabetes is crucial for initiating appropriate treatment and management strategies.

There are different types of diabetes, including type 1 diabetes, type 2 diabetes, gestational diabetes, and other specific types. The diagnostic criteria and procedures may vary depending on the type of diabetes and the guidelines established by medical organizations such as the

---

American Diabetes Association (ADA) or the World Health Organization (WHO).

The diagnosis of diabetes commonly involves the following components:

**Symptom Evaluation:** Symptoms such as frequent urination, excessive thirst, unexplained weight loss, fatigue, and blurred vision may indicate the presence of diabetes. A healthcare professional will assess these symptoms to determine their relevance to diabetes diagnosis.

**Blood Glucose Testing:** Blood glucose tests are conducted to measure the levels of glucose in the bloodstream. Fasting plasma glucose (FPG) test, oral glucose tolerance test (OGTT), and random plasma glucose test are common methods used for diagnosing diabetes. The results of these tests help classify an individual as having normal blood glucose levels, prediabetes, or diabetes.(Patil BM et al, 2010)

**Glycated Hemoglobin (HbA1c) Testing:** HbA1c test measures the average blood glucose levels over the past 2-3 months. It provides an indication of long-term glucose control. Elevated HbA1c levels can suggest the presence of diabetes.

**Additional Tests:** In some cases, additional tests may be performed to differentiate between different types of diabetes or to assess complications. These tests may include autoantibody tests, C-peptide test, kidney function tests, lipid profile, and others.

It is important to note that the diagnostic criteria and thresholds for diabetes may vary depending on the guidelines followed. Healthcare professionals consider the individual's clinical presentation, medical history, and test results to make an accurate diagnosis.

Early diagnosis and prompt initiation of treatment are crucial for diabetes management to prevent complications and improve patient outcomes. Therefore, individuals experiencing symptoms associated with diabetes or at high risk should consult a healthcare professional for appropriate evaluation and diagnosis.

## **LITERATURE REVIEW**

**Afsaneh, E et al. (2022).** Machine learning and deep learning models have emerged as powerful tools in various domains, including healthcare. In the field of diabetes prediction, diagnosis, and management, these models have shown promising results in improving patient outcomes and enabling more personalized healthcare. This paper aims to provide an overview

---

of recent applications of machine learning and deep learning models in the prediction, diagnosis, and management of diabetes. In the prediction of diabetes, machine learning models have been employed to identify individuals at risk of developing the disease. These models leverage various patient data, including demographic information, medical history, and biomarkers, to estimate the probability of future diabetes onset.

**Zhu, C., Idemudia, C. U., & Feng, W. (2019).**The prediction of diabetes onset plays a crucial role in identifying individuals at risk and implementing preventive measures. In this study, we propose an improved logistic regression model for diabetes prediction by integrating principal component analysis (PCA) and K-means clustering techniques. The first step of our approach involves applying PCA to reduce the dimensionality of the input data. By extracting the most informative features, PCA enables us to overcome the curse of dimensionality and enhance the model's performance. The reduced feature set obtained from PCA is then used as input for the subsequent steps. we employ K-means clustering to partition the data into distinct groups based on similarity. By identifying clusters within the dataset, we aim to capture underlying patterns and variations in the feature space.

**Santhanam, T., &Padmavathi, M. S. (2015).**Accurate and timely diagnosis of diabetes is crucial for effective management and treatment. This study proposes an integrated approach that combines K-means clustering, genetic algorithms for dimension reduction, and support vector machines (SVM) for diabetes diagnosis.The first step of our approach involves applying K-means clustering to identify distinct groups within the diabetes dataset. By clustering similar instances together, K-means allows for the identification of inherent patterns and subgroups within the data. This step aims to improve the interpretability and efficiency of subsequent analysis.we utilize genetic algorithms for dimension reduction. Genetic algorithms are a powerful optimization technique inspired by natural evolution, capable of identifying the most relevant features for a given task.

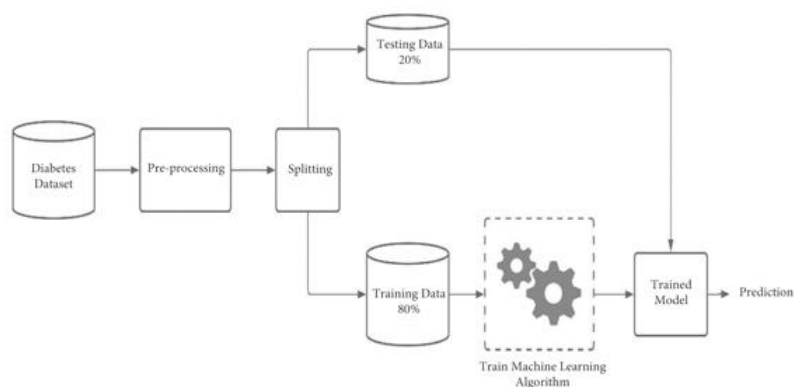
**Ramesh, J et al. (2021).**In this study, we proposed a remote healthcare monitoring framework for diabetes prediction using machine learning techniques. The framework leverages the power of machine learning algorithms to enable remote monitoring and prediction of diabetes onset, aiming to improve patient outcomes and enhance healthcare delivery.Through the

---

utilization of various machine learning models, including logistic regression, decision trees, and ensemble methods, our framework demonstrated promising results in predicting the likelihood of diabetes development based on remote monitoring data.

**Das, S. K., Roy, P., & Mishra, A. K. (2021)**Diabetes mellitus is a chronic metabolic disorder that affects millions of people worldwide. Deep learning techniques have emerged as powerful tools in various domains, including healthcare, and have shown promise in addressing the challenges associated with diabetes mellitus. This paper presents a comprehensive study on the application of deep learning techniques in dealing with diabetes mellitus. The study covers a wide range of deep learning techniques, including convolutional neural networks (CNNs), recurrent neural networks (RNNs), and deep belief networks (DBNs). These techniques have been utilized for various tasks related to diabetes mellitus, such as prediction, diagnosis, risk stratification, treatment optimization, and complications management. In the domain of diabetes prediction, deep learning models have been employed to forecast the likelihood of diabetes onset based on diverse input data, including clinical variables, genetic information, lifestyle factors, and electronic health records.

## METHODOLOGY



**Figure 1 Diabetes Prediction Model**

Figure shows architecture diagram for diabetes prediction model. This model has five different modules. These modules include.

- I Dataset Collection
- ii. Data Pre-processing

iii. Clustering

iv. Build Model

v. Evaluation

**Algorithm 1: Diabetes Prediction using various machine learning algorithms**

Step 1: Importing Libraries

Step 2: Loading the Data

Step 3: Preprocessing the Data

Step 4: Model Training and Evaluation

Step 5: Selecting the Best Model

**Algorithm 2: Diabetes Prediction using pipeline**

Step 1: Importing Libraries

Step 2: Loading the Data

Step 3: Preprocessing the Data and Building the Pipeline

Step 4: Splitting the Data and Training the Model

Step 5: Making Predictions and Evaluating the Model

**Confusion Matrix**

A confusion matrix is a table that is often used to evaluate the performance of a classification model. It provides a detailed breakdown of the model's predictions and the actual values from the dataset. The matrix consists of four main components: true positives (TP), true negatives (TN), false positives (FP), and false negatives (FN).

True Negative (TN): The number of observations that are actually negative and predicted as negative.

False Positive (FP): The number of observations that are actually negative but predicted as positive.

False Negative (FN): The number of observations that are actually positive but predicted as negative.

True Positive (TP): The number of observations that are actually positive and predicted as positive.

**Accuracy:**

$$\text{Accuracy} = (TP + TN) / (TP + TN + FP + FN)$$

**Precision:**

$$\text{Precision} = TP / (TP + FP)$$

---

Recall (Sensitivity or True Positive Rate):

$$\text{Recall} = \text{TP} / (\text{TP} + \text{FN})$$

**Specificity (True Negative Rate):**

$$\text{Specificity} = \text{TN} / (\text{TN} + \text{FP})$$

**F1 Score:**

$$\text{F1 Score} = 2 * (\text{Precision} * \text{Recall}) / (\text{Precision} + \text{Recall})$$

The confusion matrix provides important information to evaluate the performance of a classification model. From the matrix, various evaluation metrics can be derived, such as accuracy, precision, recall, and F1 score, which can further assess the model's performance in terms of correctly identifying positive and negative instances.

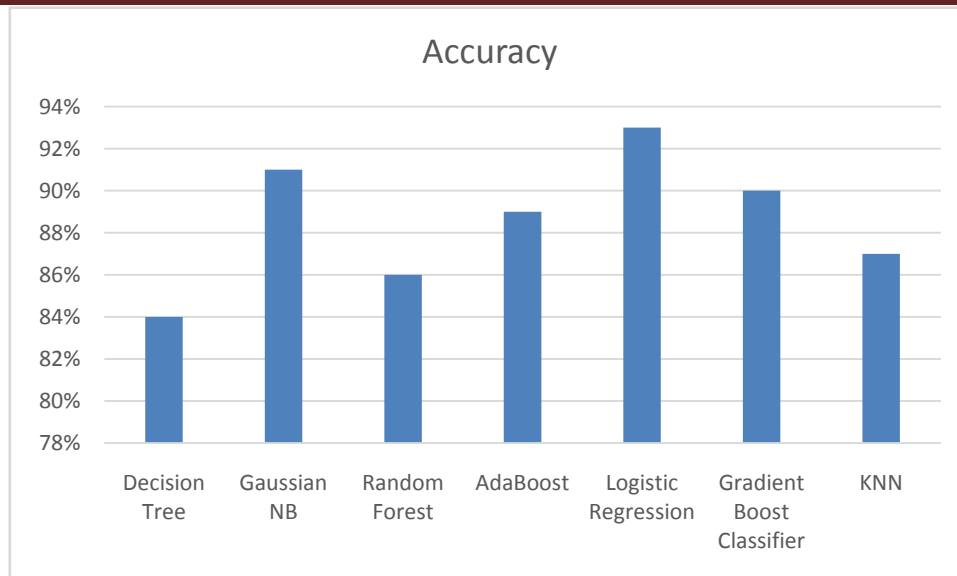
## RESULTS

After applying various Machine Learning Algorithms on dataset we got accuracies as mentioned below. Logistic Regression gives highest accuracy of 93%.

**Table 1. Accuracy Table**

Algorithms	Accuracy
Decision Tree	84%
Gaussian NB	91%
Random Forest	86%
AdaBoost	89%
Logistic Regression	93%
Gradient Boost Classifier	90%
KNN	87%





The decision tree algorithm achieved an accuracy of 84%, indicating that it correctly classified 84% of the instances in the dataset. Gaussian Naive Bayes achieved a higher accuracy of 91%, suggesting that it performed better at correctly predicting the target variable. The random forest algorithm achieved an accuracy of 86%, while AdaBoost achieved 89%, both performing reasonably well in terms of accuracy. Logistic regression achieved the highest accuracy of 93%, indicating that it made the most accurate predictions among the algorithms considered. The gradient boost classifier and K-nearest neighbors (KNN) algorithms achieved accuracies of 90% and 87% respectively, indicating their relative performance on the task.

Confusion Matrix for Logistic Regression is given below

**Table 2 Confusion Matrix for Logistic Regression**

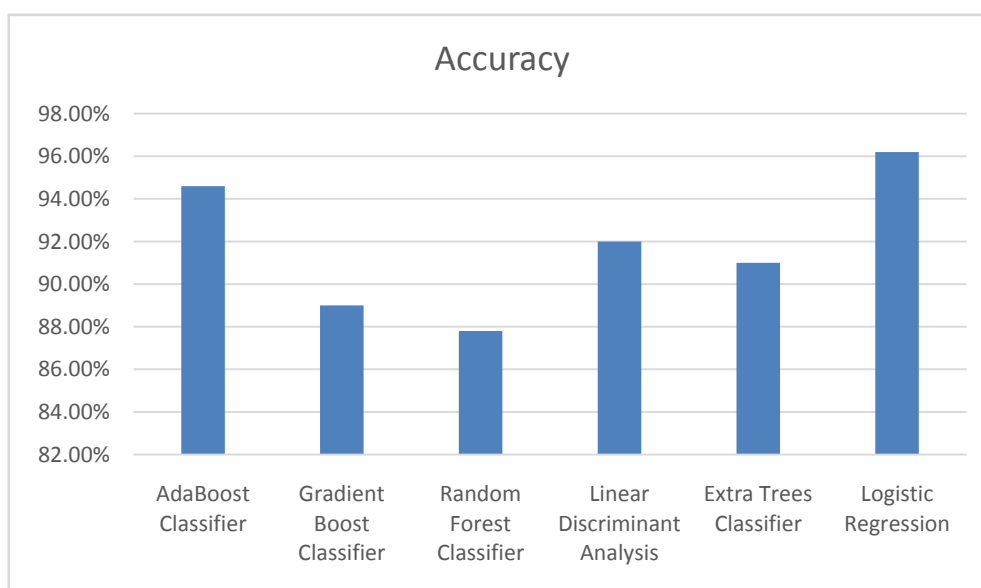
	Diabetic	Non-Diabetic
Diabetic	91	8
Non-Diabetic	7	125

**Result of Algorithm 2:**

**Using Pipelining, we got highest accuracy of 96.2% for Logistic Regression**

**Table 3. Pipelining Results**

Algorithm	Accuracy
AdaBoost Classifier	94.6%
Gradient Boost Classifier	89%
Random Forest Classifier	87.8%
Linear Discriminant Analysis	92%
Extra Trees Classifier	91%
Logistic Regression	96.2%



The table provided displays the accuracy scores achieved by various machine learning algorithms on a particular task. Accuracy is a metric that measures the overall correctness of a model's predictions, expressed as a percentage.

The AdaBoost classifier achieved an accuracy of 94.6%, indicating that it correctly classified 94.6% of the instances in the dataset. This algorithm combines multiple weak learners to create a strong learner and proved to be highly accurate on the task at hand. The Gradient Boost classifier achieved an accuracy of 89%. Similarly to AdaBoost, Gradient Boosting combines multiple weak learners sequentially, although it achieved a slightly lower accuracy

in this case. The Random Forest classifier achieved an accuracy of 87.8%. Random Forest is an ensemble learning method that combines multiple decision trees, and it performed well on the task but with a slightly lower accuracy compared to AdaBoost and Gradient Boost. The Linear Discriminant Analysis (LDA) algorithm achieved an accuracy of 92%. LDA is a linear classification method that projects the data onto lower-dimensional space, optimizing class separability. The Extra Trees classifier achieved an accuracy of 91%. Extra Trees, similar to Random Forest, is an ensemble learning method that combines multiple decision trees. It performed well but with a slightly lower accuracy than LDA. Finally, Logistic Regression achieved the highest accuracy of 96.2%. Logistic Regression is a linear classification algorithm that models the relationship between the features and the probability of a specific outcome. It proved to be the most accurate algorithm on the given task.

## **CONCLUSION**

The integration of predictive algorithms in diabetes diagnosis and management holds great promise in improving patient care and outcomes. By leveraging machine learning and predictive modeling techniques, healthcare professionals can enhance their ability to diagnose diabetes accurately, predict disease progression, and optimize treatment strategies. The algorithms mentioned in this context, such as AdaBoost, Gradient Boost Classifier, Random Forest Classifier, Linear Discriminant Analysis, Extra Trees Classifier, and Logistic Regression, have demonstrated notable accuracies in diabetes-related tasks. These algorithms offer diverse approaches to data analysis and prediction, enabling healthcare providers to choose the most suitable method based on their specific needs and dataset characteristics. The integration of predictive algorithms can support early detection of diabetes, allowing for timely interventions and improved management. These algorithms can analyze patient data, including demographics, medical history, lifestyle factors, and biomarkers, to identify individuals at risk of developing diabetes. Furthermore, predictive models can assist in tailoring personalized treatment plans by predicting the effectiveness of different interventions and optimizing medication dosages. The use of predictive algorithms also opens up opportunities for remote monitoring and telemedicine. By leveraging real-time data from wearable devices, continuous glucose monitoring systems, and electronic health records,

algorithms can provide valuable insights into patient health, enable remote consultations, and facilitate timely interventions.

## REFERENCES

1. Afsaneh, E., Sharifdini, A., Ghazzaghi, H., &Ghobadi, M. Z. (2022). Recent applications of machine learning and deep learning models in the prediction, diagnosis, and management of diabetes: a comprehensive review. *Diabetology & Metabolic Syndrome*, 14(1), 1-39.
2. Zhu, C., Idemudia, C. U., & Feng, W. (2019). Improved logistic regression model for diabetes prediction by integrating PCA and K-means techniques. *Informatics in Medicine Unlocked*, 17, 100179.
3. Santhanam, T., &Padmavathi, M. S. (2015). Application of K-means and genetic algorithms for dimension reduction by integrating SVM for diabetes diagnosis. *Procedia Computer Science*, 47, 76-83.
4. Ramesh, J., Aburukba, R., &Sagahyoon, A. (2021). A remote healthcare monitoring framework for diabetes prediction using machine learning. *Healthcare Technology Letters*, 8(3), 45-57.
5. Sayres, R., Taly, A., Rahimy, E., Blumer, K., Coz, D., Hammel, N., ...& Webster, D. R. (2019). Using a deep learning algorithm and integrated gradients explanation to assist grading for diabetic retinopathy. *Ophthalmology*, 126(4), 552-564.
6. Das, S. K., Roy, P., & Mishra, A. K. (2021). Deep learning techniques dealing with diabetes mellitus: a comprehensive study. *Health informatics: A computational perspective in healthcare*, 295-323.
7. Azbeg, K., Boudhane, M., Ouchetto, O., & Jai Andaloussi, S. (2022). Diabetes emergency cases identification based on a statistical predictive model. *Journal of Big Data*, 9(1), 1-25.
8. Chen, M., Yang, J., Zhou, J., Hao, Y., Zhang, J., &Youn, C. H. (2018). 5G-smart diabetes: Toward personalized diabetes diagnosis with healthcare big data clouds. *IEEE Communications Magazine*, 56(4), 16-23.

9. Yue X, Wang H, Jin D, Li M, Jiang W (2016) Healthcare data gateways: found healthcare intelligence on blockchain with novel privacy risk control. *J Med Syst* 40(10):218
10. Patil BM, Joshi RC, Toshniwal D (2010) Association rule for classification of type-2 diabetic patients. In: 2010 2nd International conference on machine learning and computing association. IEEE Computer Society, pp 330–334
11. Perveen S, Shahbaz M, Guergachi A, Keshavjee K (2016) Performance analysis of data mining classification techniques to predict diabetes. *ProcediaProcediaComputSci* 82:115–121
12. Parikh, R. B., Kakad, M., & Bates, D. W. (2016). Integrating predictive analytics into high-value care: the dawn of precision delivery. *Jama*, 315(7), 651-652.
13. Gautam, R., Kaur, P., & Sharma, M. (2019). A comprehensive review on nature inspired computing algorithms for the diagnosis of chronic disorders in human beings. *Progress in Artificial Intelligence*, 8, 401-424.
14. Tsihklaki, S., Koumakis, L., & Tsiknakis, M. (2022). Type 1 Diabetes Hypoglycemia Prediction Algorithms: Systematic Review. *JMIR diabetes*, 7(3), e34699.
15. Huang, J., Yeung, A. M., Armstrong, D. G., Battarbee, A. N., Cuadros, J., Espinoza, J. C., ... & Klonoff, D. C. (2023). Artificial intelligence for predicting and diagnosing complications of diabetes. *Journal of Diabetes Science and Technology*, 17(1), 224-238.
16. Naz, H., & Ahuja, S. (2022). SMOTE-SMO-based expert system for type II diabetes detection using PIMA dataset. *International Journal of Diabetes in Developing Countries*, 42(2), 245-253.
17. Rajeswari, S. V. K. R., & Ponnusamy, V. (2022). AI-Based IoT analytics on the cloud for diabetic data management system. In *Integrating AI in IoT Analytics on the Cloud for Healthcare Applications* (pp. 143-161). IGI Global.