

**THE STUDY OF THE CHEMICALS AND CHEMICAL REACTIONS INVOLVED IN BIOLOGICAL PROCESSES**

**Meena Devi**

[milunain46@gmail.com](mailto:milunain46@gmail.com)

**DOI:euro.ijreas.87659.99876**

**Abstract**

*Late years have seen an extension of the Darwinian structure for the investigation of early stage chemical development, zeroing in on populaces of heterogeneous, compartmentalized, and practically coordinated congregations of atoms as opposed to homogenous populaces of stripped sub-atomic species. In this basic survey, a few ramifications of this point of view change are examined, including the ramifications for the singular units — which should be appropriately described as self-keeping up with frameworks with inside association — as well as the ramifications for the aggregate and long haul evolutionary elements, which depend on processes of rivalry, collaboration, and choice among those perplexing people. At the crossing point of science and science, an itemized proposition for the assortment of sub-atomic control components that should be associated with produce autonomous practical frameworks is given.*

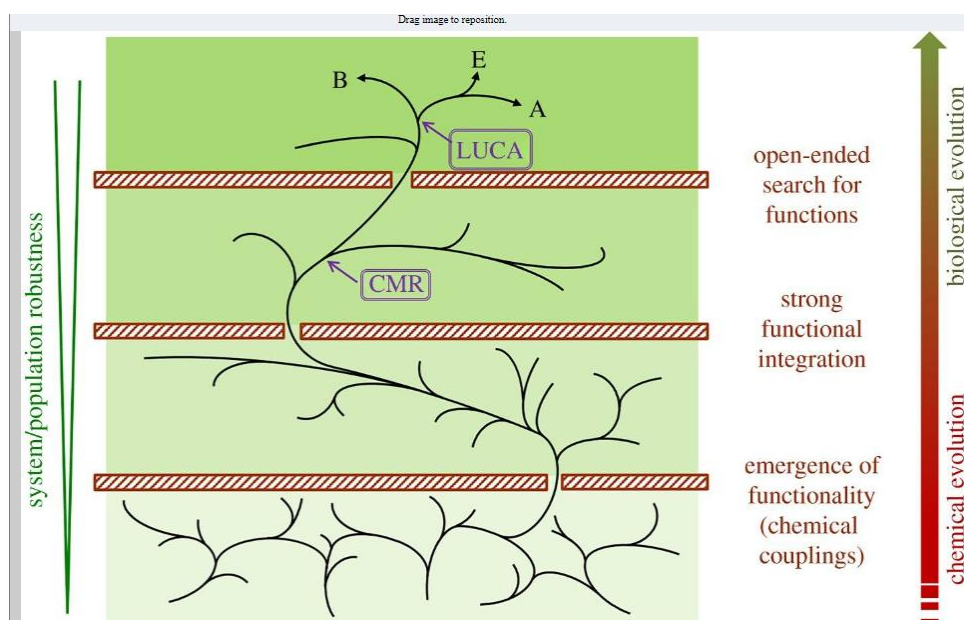
**Keywords:** *Chemical Reactions, Biological Processes, Autonomous, Evolutionary Theory*

**1. INTRODUCTION**

The key points of support supporting the development of the inherent sciences are physical science, science, and science. Our ongoing improvement in how we might interpret biological frameworks is made conceivable by the skilful utilization of natural science's ideas and systems, with engineered natural science filling in as the impetus for biological revelation. This exhibits how science "progressed" from the unmistakable (phenomenological) level to the sub-atomic (organic chemistry) level, bringing about the advancement of new trains (primary science, sub-atomic science) that are at present remembered for the classification of inherent sciences. Chemical mixtures that are delivered and delivered into the climate by living things significantly affect different species and lay out whether there are chemical associations between them. In other words, each and every organic entity produces chemical signs and, thusly, responds to chemical signs created by different species. Intensifies delivered through auxiliary metabolic pathways, which are firmly connected with center metabolic pathways and metabolites, make up the chemical signals that life forms produce (starches, lipids, proteins, and nucleic acids). In science, examining these cooperations "from

up to down" to lessen the intricacy of a biological system is conceivable." For example, "hierarchical" examination begins with the cell, tissue, appendage, or creature itself and wraps up with the atoms that participate in its complex intra-or potentially between sub-atomic associations.

A long time back, when many examination schools were all the while doing combating for the periodic believability of their most loved biopolymer (for instance, nucleic corrosive versus protein) or biochemical cycle, questions like the ones above were barely at any point brought up in the investigation of the beginnings of life (layout replication versus metabolic pathways). Nonetheless, science is additionally handling the test of managing progressively complex blends of particles immediately, under different circumstances, and utilizing novel trial set-ups and innovations which opens up new viewpoints and valuable open doors for research on the starting points of life. This is on the grounds that frameworks approaches in science arose when the new century rolled over. In this unique circumstance, figure 1 presents our theory of the significant defining moments and obstructions in the development from chemical to biological, with an emphasis on the evolutionary meaning of making compelling utilitarian couplings inside chemical frameworks, as we will examine in more detail beneath.



**Figure: 1** Graph showing the various stages and potential obstructions during the change from chemical to biological evolution

Clearly, the examination region for chemical evolutionary courses (lower part of the image) will be far more extensive than that for early stage peculiarities. Nonetheless, some of them ought to arise as believable competitors to deliver dynamic ways of behaving that look like those of living things, perhaps utilizing components and techniques that are not the same as those utilized in our biosphere. The need to start coordinating hierarchical and evolutionary records of these sorts of complex (pre-bio) atomic peculiarities is turning out to be less and less questionable, and that is exactly the region on which we concentrate this short basic audit or viewpoint article, in spite of the expected difficulties in deciding the "energy" of these halfway chemical frameworks.

## **2. MERGING SYSTEMS CHEMISTRY AND EVOLUTIONARY THEORY**

It is turning out to be more and more clear that independence can't be completely made sense of by evolutionary theory. Specifically, if the ternion of "increase, variety, and heredity" is to have any spellbinding or prescient worth, it should be more explicitly characterized as opposed to simply viewed as a widespread assortment of qualities that portray any unit of determination. The Darwinian system, which makes sense of populace level elements, ought to be made lucid with those hypotheses that utilization physic-chemical powers (like self-association and self-gathering, spatial imperatives, and enthusiastic couplings) to help robotic or physiological records for the improvement of chemical intricacy en route to biological peculiarities. Misrepresentations that force either the evolutionary structure (i.e., overlooking the inward intricacy of the people) or the physiological/authoritative one (i.e., disregarding the force of evolutionary systems) have not created good outcomes. To recognize and describe combinations of bimolecular antecedents that could couple into people with the limit with respect to self-upkeep and likely expansion in intricacy (i.e., "proto-organic entities," taken as gatherings of various chemical species with utilitarian credits — see underneath), frameworks science will be utilized in starting points of-life research. Lined up with this, researchers ought to painstakingly consider the evolutionary repercussions of having a specific kind of person in a populace, as far as the cutthroat and choice elements that happen at that aggregate level, inside a conceivable geochemical setting.

There are two additional justifications for why the new frameworks approach and evolutionary theory ought to be joined. To start with, each realized living thing is made out of

many complicatedly connected parts and exercises. It would areas of strength for be reductionist to expect that the elements of one specific sort of atomic part can make sense of their starting points. Second, development through NS ought to have required from the outset individuals who give a wide sufficient room to show a phenotypic variety to become functional and bring about frameworks of developing intricacy. For example, albeit sub-atomic development by means of counterfeit determination for a particular aggregate, (for example, a designed aptamer or ribozyme) has been certifiably displayed to happen without the requirement for such "composite people" it is progressively evident that particles of a solitary kind, no matter what their underlying intricacy, face inborn bottlenecks since they don't give the wide phenotypic space essential for the rise of new species. The other situation that is here advanced is likewise not straightforward. Especially, it requires an elevated degree of chemical variety and heterogeneity all along, an evident intricacy that a few different investigations have likewise upheld, however with fluctuating energy and reasons . Nonetheless, this will before long result because of the variety of conduct and evolutionary potential exhibited by the more intricate individuals that are drawn in because of the cycle. Arriving at that underlying limit of intricacy would some way or another permit chemical frameworks to show different chemical couplings and useful ways of behaving that would permit them to go through further prebiotic changes (specifically, to make ternary frameworks meant as "CMR") while keeping up with generally vigorous elements and defeating a first arrangement of evolutionary bottlenecks (base piece of figure 1).

As needs be, while recognizing the meaning of the info given by the RNA World theory (as it was first advanced a long time back yet additionally, and maybe more curiously, through late headways in the occasional blend of its forerunner particles or the superior elaborations on the overall speculations behind it — both hypothetical and exploratory one ought to acknowledge that a significant hole actually exists in how we might interpret the processes that might have prompted the development It means a lot to remember that, without enacting atoms or impetuses, different chemical processes frequently utilized in the manufactured natural combination of RNA forerunners are thermodynamically difficult or display huge dynamic hindrances. It shows up substantially more reasonable that other (less difficult) sub-atomic species and designs, for example, small, non-coded peptides, must be available and in cozy

relationship with utilitarian biopolymers previously (or simultaneously as) those polymers. This is on the grounds that the last option would have offered both the phenotypic climate in which those arising biopolymers could perform and unfurls their various utilitarian capabilities, including layout replication, as well as the empowering conditions for the strong, autonomous blend of the previous.

The issue is muddled, nonetheless, as speculations, (for example, digestion first situations that have offered self-supporting autocatalytic organizations as an alternate reason for the beginnings of life likewise have their own arrangement of issues. Autocatalytic organizations can possibly be equipped for solid self-upkeep, yet they have gotten next to no exploratory help in occasional settings and they likewise have huge hypothetical requirements (for example the consumption of specific organization intermediates when side reactions are thought of, or the absence of resolvability without even a trace of some component of heredity.

### **3. CHEMICAL SPACE AND BIOLOGICAL SPACE**

Concerning their sub-atomic weight, the expression "little particles" first started during the advancement of natural compound combination strategies (under 500-700 Da). As pharmacological models (models) or as building blocks for making novel chemical substances with a large number of viable applications, engineered or regular mixtures are utilized. They can likewise be fundamental instruments for investigating biological processes.

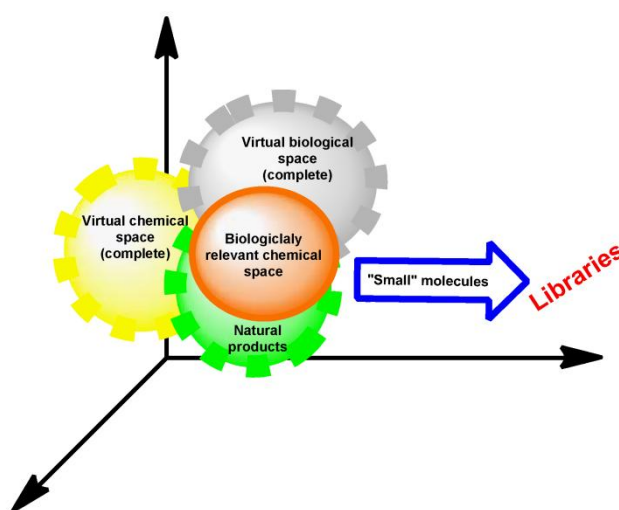
Concentrating on small particles and regular macromolecules is troublesome in light of how huge their virtual chemical universes are. Then again, dynamic cooperations between natural science and science have uncovered specific atomic designs that are oftentimes utilized in the "normal research facility" repertory. These sub-atomic designs are alluded to as "favored designs," and they are critical for the investigation of little particles and regular macromolecular collaborations. Evans begat the saying "favored structure" in 1988, and as per Evans, it alludes to "a chemical design ready to convey different receptor legends".

Little mixtures with the possibility to saturate cell layers, whether they be regular or engineered (made artificially by physicists) can hence be used to specifically, rapidly, and irreversibly adjust protein capabilities.

Various traits, including structure, actual attributes (atomic mass, nucleophilicity,

lipophilicity, and dipolar second), geography, and so on, are utilized to portray particles. The expression "chemical space" is like the "complex descriptor space" in this specific situation, which contains all of the hypothetically conceivable minuscule carbon compounds. This suggests that a natural mixtures not entirely set in stone by underlying or sub-atomic properties inside a chemical space.

The virtual library of chemical mixtures with pharmacological properties, then again, is assessed to contain around 1060 bioactive particles, regardless of the way that the chemical mixtures utilized by biological frameworks make up a tiny piece of this tremendous number and have a low sub-atomic mass. While the most modern animals require contain great many different little atoms, it is guessed that the littlest living life forms can auto-coordinate with around 100 unique sorts of these mixtures . Thus, it is clear as far as the quantity of mixtures that the biologically pertinent chemical space is a moderately little part of the complete chemical universe, which, in light of the registered boundaries, may contain 1030-1200 little particles. (Figure 2)



**Figure: 2** Chemical and biological space relationship

While just 1,350 drugs in light of small atoms have been permit by the U.S. FDA starting today, there are presently around 49,000,000 mixtures recorded by the Chemical Modified works Administration (CAS) North of a billion years, living frameworks have created to painstakingly realize the controlled science in a fluid medium, ordinarily at temperatures somewhere in the range of 0 and 100 °C. Numerous chemical reactions don't occur at a huge

speed in these circumstances, which are fundamental forever, and most of them don't create the items in a repeatable and steady way. Subsequently, an extra and vital component known as a catalyst is required for these chemical reactions. The biological frameworks use catalysts, alongside different proteins and other nucleic acids, to complete and deal with these reactions. Each little atom found in the living climate is orchestrated, moved, and debased by these macromolecules. Now that it is realized that the genomes of the least difficult living frameworks just encode the groupings of under 1,000 particular proteins and that people and any remaining vertebrates have around 50,000 qualities, it tends to be assessed that somewhere in the range of 50,000 and 100,000 dynamic proteins exist in the collections of warm blooded creatures, which addresses a little part of the hypothetically conceivable number of proteins. For example, a typical normal protein has roughly 300 deposits (amino acids). The quantity of conceivable - amino corrosive blends in this 300 amino acids protein model is 20 raised to 300 (20300) or 10390, and if by some stroke of good luck a solitary particle of every one of these polypeptides were to be delivered, their consolidated mass would enormously surpass that of the known Universe. This is valid regardless of whether just the 20 sanctioned - amino acids meet up in different blends to deliver proteins. Hence, a moderately limited assortment of mixtures likewise incorporates regular proteins. (Figure 2). The double multi-layered nature of protein union is appeared by the rise of macromolecules, which have the ability to store, circulate, and make an interpretation of data into a synergist capability. Protein combination can be considered a chain of enzymatic strides of a chemical pathway in the biochemical space and as a course of hereditary data move in the sub-atomic science space.

Normal mixtures and little particles that look like regular items assume a significant part as direct apparatuses for understanding intracellular flagging and protein or protein-DNA dynamic connection processes, which are normal and central to any commonplace cell process as well as to cell liberation process. These processes are in the biologically important chemical space. Proteins and nucleic acids are instances of optional and essential metabolites that co-developed, and throughout the span of millions of years, their sub-atomic platforms and utilitarian gatherings "were changed" for a specific metabolic capability. Because of their extraordinary fondness for their particular biological targets, normal items and their

engineered counterparts cover this physiologically significant chemical district.

#### **4. SMALL MOLECULES LIBRARY GENERATION**

Little mixtures that could make up libraries can be acquired from three unique sources:

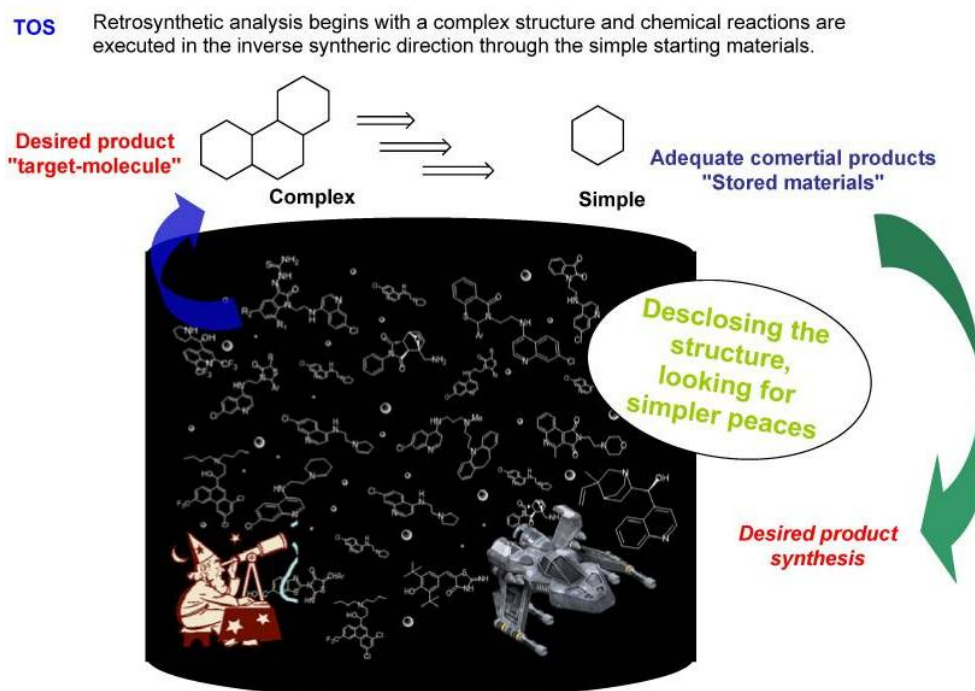
- (1) Normal item segregation,
- (2) Chemical or/and chemo-enzymatic determination of normal items,
- (3) Chemical blend. Normal items are ordinarily examined as confounded extricate blends that go through demanding partition strategies, top to bottom examinations, and spectroscopic investigations, as well as being surveyed for their biological characteristics.

Since normal items are verifiably great models for chemical combination and chemical science, this system prompts the revelation of lead particles that can work as pharmacologic specialists.

The formation of new sub-atomic libraries has consistently depended intensely on chemical amalgamation, the method involved with making new particles through chemical reactions. Various procedures and strategies are utilized in chemical combination, and they develop over the long run because of other sciences' requests.

Target Situated Combination (TOS), likewise alluded to as union arranged towards a specific objective (or wanted outcome), offers admittance to a specific region of the chemical space. This technique is firmly connected with the improvement of retro-engineered dissect. This beginnings with the detachment of a muddled design looking for a few straightforward and sufficient materials to arrive at the planning of the fundamentally complicated particle (Figure 3).





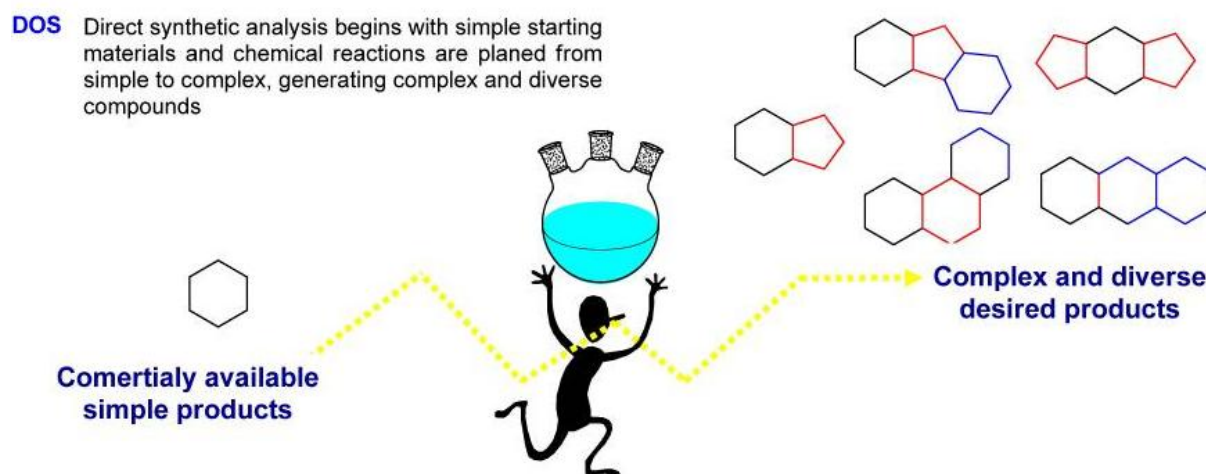
**Figure: 3** TOS methodology.

A confounded item can be arranged through a detachment cycle in which it is "separated" into chemical species that can be blended from accessible substrates utilizing notable reactions. This cycle is known as retro union. Chemical combination is the direct opposite of this course of "hierarchical retro-union."

As was at that point noted, engineered natural science centers around a specific district of chemical space with clear cut highlights. In any case, are these chemical space regions, not entirely set in stone by a known design or a characteristic item, really awesome or most encouraging region for the distinguishing proof of minuscule designs that have some control over macromolecular capabilities? Given the tremendous possibility that little particles have, this is an exceptionally relevant subject for natural scientific experts.

The Variety Situated Combination (DOS) standards, which give a wide compound conveyance inside the chemical space, hold the way in to the arrangement. To really resolve a perplexing issue, this system empowers the purposeful, synchronous, and productive combination of various objective mixtures and grants the formation of little particle assortments showing an assortment of bioactivities that demonstrate the successful union of particles with a wide range of sub-atomic designs. Despite the fact that it isn't required for

sub-atomic variety, primary intricacy has been proposed to give explicitness in biological communications. The DOS approach plays out the engineered investigation "ahead" and fosters a technique to empower the change of straightforward essential materials into fluctuated and confounded compounds. In Figure 4,



**Figure: 4DOS methodology**

The replacements that individuals from the DOS library make ought to be "various" in both their tendency and their position. In such manner, it is critical to remember the four types of variety while making a DOS system: Different substituent's can be incorporated by utilizing a "combinatorial variation" with the pre-owned building blocks. Hilter kilter response controlling specialists can be utilized to integrate sound system chemical variety. Chemical control can incorporate practical gathering variety.

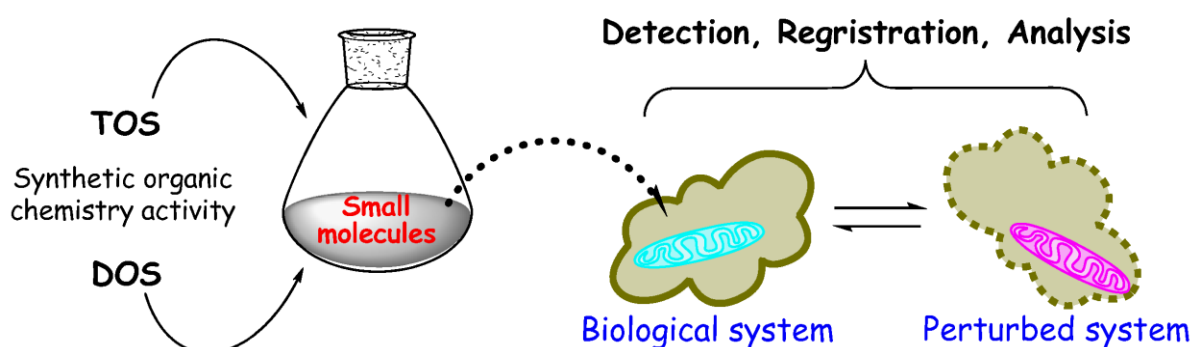
**Nuclei diversity:**This empowers the combination and making of different rings. To make straightforward beginning materials, the DOS procedure creates benefit of successive reactions that can deliver intricacy and integrate atomic variety. The outcome of one response filling in as the substrate for the following in these "spreading pathways" changes a clear line of material into a shifted and confounded sub-atomic series. Complete amalgamation of complicated normal items (TOS) and basically assorted libraries (DOS) both requirement for explicit systems and procedures. They should be dependable, versatile, and sound system particular.

Scientific experts should make new techniques for planning promissory libraries that could be delivered involving different models because of the developing interest in the blend of

heterocyclic particle libraries. Prior to picking such a model, it is urgent to consider the number of particles an assortment that must have to be useful and basically different. There are "enormous" libraries (with in excess of 1,000,000 mixtures) and "short" libraries (with just 10,000 mixtures), both drove by a solitary regular item, and both of whose primary objective is to create a lead-compound, a pharmacological specialist, in a productive, fast, and reasonable way. A continuous false notion, by the by, is that the biggest and most fluctuated assortments are consistently predominant. Furthermore, "enormous" libraries (1010 particles) are trying to orchestrate as per the attributes of every part. Apparently proper to make and break down a "little or short" assortment (under 60 mixtures) of terpenoids or particles that look like alkaloids. Hypothetically, it has been resolved that a "basically enhanced" ideal library with 40 normally changed particles has prevalent boundaries than assortments with 46-168 individuals.

## 5. CHEMICAL SENSIBILIZATION

Present day planning strategies are expected for the new little atoms that will be the essential devices in these examinations since one of the principal objectives of chemical science is to utilize the force of manufactured natural science to reveal and make sense of the pivotal sub-atomic pathways in cell, atomic, and primary science. With the guide of these instruments, new miniature bioassay draws near (chemical sensibilization) are required, which will empower specialists to distinguish novel changes welcomed on by the practical interruption of little particles and to answer biological questions (Figure 5).



**Figure: 5** A simplified scheme of chemical biology study.

Most importantly, a few measure organizations can be utilized to explore these unsettling influences in a profoundly effective and objective way. Three urgent elements should be

considered while making a little particles screening test: I the test type (biochemical, cell, phenotypic, miniature measure, and so forth); (ii) the recognition innovation (glow, fluorescence, radioactive, and so on); and (iii) the essential reagents to be utilized (cell lines, enzymatic substrates, filtered proteins, antibodies, and positive or/and negative controls, and so on.). Despite the fact that there are a few configurations and different shapes and sizes, these can be to a great extent isolated into three gatherings: High-Satisfied Screens (HCS), Little Particle Microarrays, and High-Throughput Screens (HTS) are three models (SMM). Combinatorial science has empowered the improvement of the principal technique for dissecting an enormous number of mixtures rapidly and simultaneously to decide their bioactivity. The subsequent technique depends on the assessment of cells or living beings utilizing robotized picture handling instruments to track down different phenotypic reactions. The last option is right now more trendy and delightful. Little particles are regularly presented to the objective of interest while covalently appended to the miniature measure surface (glass, gel, polymer, and so forth) in these sorts of tests. These assessments empower the revelation of new modulators for different proteins associated with different biological processes. Albeit these tests are at present computerized and successful for sans cell frameworks (catalysts, proteins, and DNA in vitro), in vivo measures in light of vertebrate mammalian cell tissues are an extremely difficult, exorbitant, and tedious cycle (Figure 6).

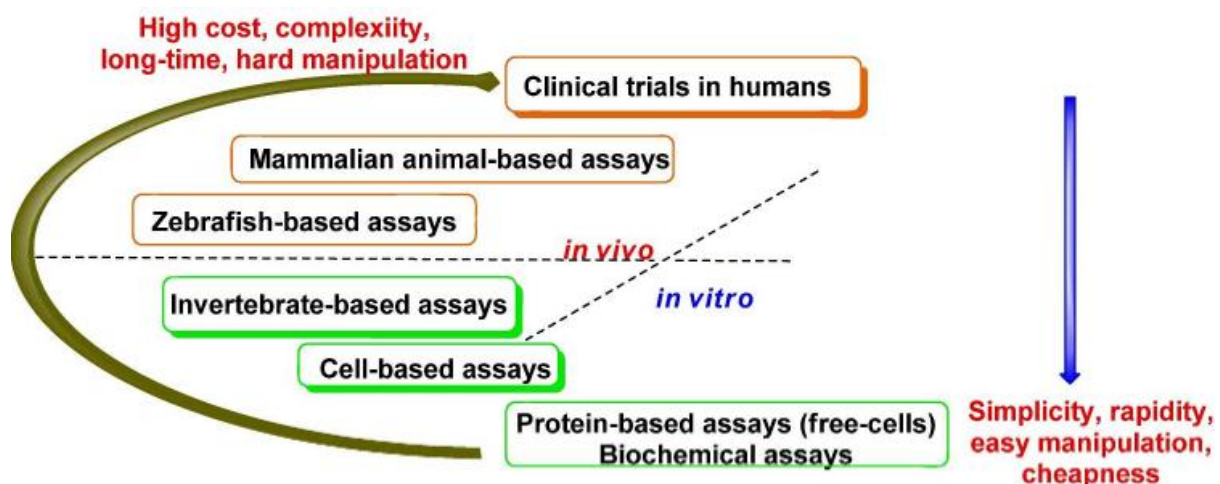


Figure: 6A diagram of the types of bioassays.

Invertebrate model tests (*Caenorhabditis rich*, *Drosophila melanogaster*, and *Daniorerio*) could act as a scaffold between enzymatic endlessly measures on the cell tissues of

mammalian vertebrates since they are moderately basic processes with clear changes. The zebra fish model for little particle disclosure, notwithstanding, is more practically identical to mammalian standard than the two first models. A "marginal example" is what the zebra fish case can be depicted as (Figure 6). This last methodology is powerful, especially in the space of formative science chemical hereditary qualities and disease among others.

The plan and production of little particles whose sub-atomic component (method of activity) depends on the inactivation of compounds ensnared in different sicknesses, including parasitic, irresistible, and so forth, is one of the SMM approaches and, thusly, of chemical science . Any minuscule atom that reversibly or irreversibly dials back or discourages protein catalysis is known as a compound inhibitor in the field of natural chemistry. These particles should look like the chemical substrate with regards to structure.

A protein inactivate is a little chemical whose association with the objective catalyst is irreversible (frequently covalent) (or irreversible inhibitor). Various regular mixtures and additionally their firmly related partners go about as inhibitors or in activators of chemicals. Reversible restraint of a catalyst's action by an inhibitor, as its name proposes, may involve no covalent collaborations. For quite a while, an irreversible inhibitor (compound in activator) can obstruct the resumption of enzymatic action, showing the presence of a covalent bond. Compounds give the best guarantee to coherent inhibitor configuration out of all the objective proteins for conceivable helpful utilization. Thusly, an intriguing strategy for the normal revelation of new meds is the improvement of new specific protein inhibitors. Utilizing a natural manufactured objective technique in view of regular items, these mixtures can be made.

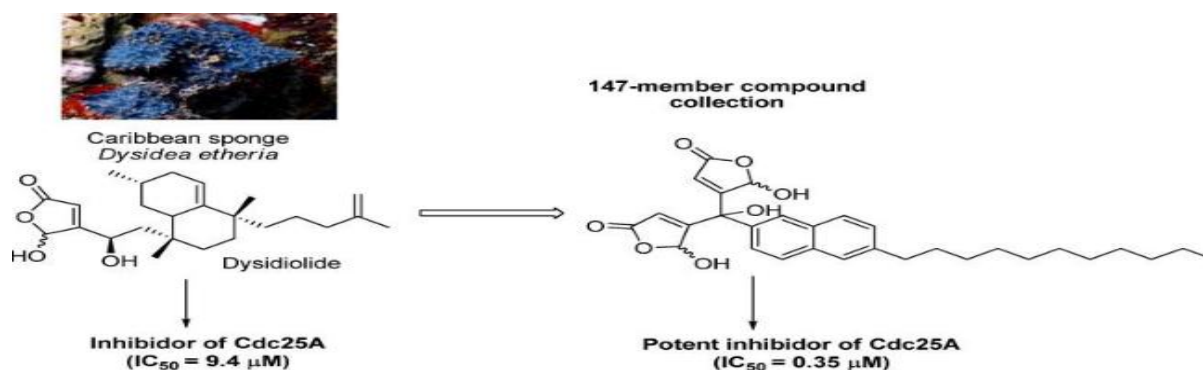
Most of these substances, as a rule, act as fundamental models (models) for the creation of drugs and are fundamental forerunners in cell science. Furthermore, it is feasible to dive more deeply into the perplexing intracellular flagging pathways by utilizing little mixtures that are like normal items as modulators of protein cooperations.

There are three engineered ways to deal with ensure a proficient little atom library planned by Profiles technique:

(1) Libraries in light of the sub-atomic platform of a particular regular item (alkaloid, phytohormone, and so forth.)

(2) Libraries got from regular item sets with explicit bases

(still up in the air by the closeness of the underlying properties of the regular item. Positive results and fascinating cases are given by the three philosophies. Most of Profiles/SSM research is centered around the revelation of novel normal item analogs or chemotherapeutic medications with improved and explicit qualities. This functioning outline is represented by the investigations of Waldmann and Schreiber. A little particle assortment in view of the sesquiterpenedysidiolide primary system that was confined from the Caribbean wipe *Dysidea etheria* has been shown by Prof. Waldmann and associates to have inhibitory action against the phosphatase protein Cdc25A. A substance with 27 time's more prominent action was found during this review while saving the underlying part of - hydroxybutenolide (Figure 7).



**Figure: 7** Development of a new potent inhibitor from natural product.

## 6. CONCLUSION

We have focused on the underlying phases of the starting points of life process since they have huge implications for later stages in our future basic assessment. Our own addresses a modern way to deal with periodic development since it centres on populaces of different, compartmentalized, and practically coordinated congregations of particles as opposed to homogenous populaces of atoms. Such a point of view change has various impacts, both fair and square of the singular units, which require a precise portrayal as self-keeping up with frameworks with an inward association, as well as on their aggregate and long haul evolutionary elements, in light of rivalry, joint effort, and determination components that call for more examination.

Such isolated people can talk about capability in a restoratively fitting way since it is feasible

to perceive between framework parts that each extraordinarily add to the framework's upkeep in general. In this specific situation, the accompanying quick examination goals will be designated: (i) the execution of serviceable variants of these composite frameworks, under specific trial conditions; and (ii) the cautious examination and portrayal of the jobs played by the different sorts of particles associated with the integrative cycle, crediting practical properties to every one of them. In this methodology, capability has a high possibility becoming ordinary, sending off a logical examination concerning its profound chemical underpinnings. To get a handle on resolvability as an overall nature of issue that is upheld by exploratory information, new hypothetical perspectives and procedures should be created.

## REFERENCES

1. Dobson C. *Chemical space and biology*. *Nature*. 2004;432:824–828. doi: 10.1038/nature03192.
2. Evans B.E., Rittle K.E., Bock M.G., DiPardo R.M., Freidinger R.M., Whitter W.L., Lundell G.F., Veber D.F., Anderson P.S., Chang R.S.L., Lotti V.J., Cerino D.J., Chen T.B., Kling P.J., Kunkel K.A., Springer J.P., Hirshfield J. *Methods for drug discovery: Development of potent, selective, orally effective cholecystokinin antagonists*. *J. Med. Chem.* 1988;31:2235–2246. doi: 10.1021/jm00120a002
3. Gordon E.J. *Small-Molecule Screening: It Takes a Village*. *ACS Chem. Biol.* 2007;2:9–16. doi: 10.1021/cb6004454.
4. Haggarty S.J. *The principle of complementarity: Chemical versus biological space*. *Curr. Opin. Chem. Biol.* 2005;9:296–303. doi: 10.1016/j.cbpa.2005.04.006.
5. Horton D.A., Bourne G.T., Mark L., Smythe M.L. *The Combinatorial Synthesis of Bicyclic Privileged Structures or Privileged Substructures*. *Chem. Rev.* 2003;103:893–930. doi: 10.1021/cr020033s.
6. Kirkpatrick P., Ellis C. *Chemical space*. *Nature*. 2004;432:823. doi: 10.1038/432823a
7. Lodish H., Berk A., Kaiser C.A., Krieger M., Scott M.P., Bretscher A., Ploegh H., Matsudaira P. *Molecular Cell Biology*. W.H. Freeman; Basingstoke, UK: 2008. pp. 1–3.
8. Pitt W.R., Parry D.M., Perry B.G., Groom C.R. *Heteroaromatic Rings of the Future*. *J. Med. Chem.* 2009;52:2952–2963. doi: 10.1021/jm801513z.
9. Quinkert G., Wallmeier H., Windhab N., Reichert D. *In: Chemical Biology From Small Molecules to Systems Biology and Drug Design. Chapter 1*. Schreiber S.L., Kupoor T.M., Günther W., editors. Vol. 1. Wiley-VCH; Weinheim, Germany: 2007. pp. 3–67. [
10. Renner S., Otterlo W., Dominguez M., Möcklinghoff S., Hofmann B., Wetzel S., Schuffenhauer A., Ertl P., Oprea T., Steinhilber D. *Bioactivity-guided mapping and navigation of chemical space*. *Nat. Chem. Biol.* 2009;5:585–592. doi: 10.1038/nchembio.188
11. Rosén J., Lovgren A., Kogej T., Muresan S., Gottfries J., Backlund A. *ChemGPS-NPWeb: Chemical space navigation online*. *J. Comput-Aided Mol. Des.* 2009;23:253–259. doi: 10.1007/s10822-008-9255-y.

12. Rush T.S., III, Grant J.A., Mosyak L., Nicholls A. *A Shape-Based 3-D Scaffold Hopping Method and Its Application to a Bacterial Protein-Protein Interaction. J. Med. Chem.* 2005;48:1489–1495. doi: 10.1021/jm040163o.
13. Sekhon B.S. *Chemical Biology: Past, Present and Future. Curr. Chem. Biol.* 2008;2:278–311.
14. Waldmann H., Janning P. *Chemical Biology, A Practical Course. Wiley-VCH; Weinheim, Germany: 2004. pp. 1–3.*
15. Wetzel S., Klein K., Renner S., Rauh D., Oprea T., Mutzel P., Waldmann H. *Interactive exploration of chemical space with Scaffold Hunter. Nat. Chem. Biol.* 2009;5:581–583.